



Whitnall School District

Community Survey Report

November 6, 2023

Contents



Background Info



**Survey/Respondent
Information**



Results & Analysis



Wrap-up/Questions





Our mission is to help educational leaders gather, organize, and use data to make strategic decisions.

- Founded in **2002** to provide independent research
- Conducted over **10,000** staff, parent, and student, and community surveys for school improvement
- Helped nearly **1,000** districts navigate the strategic planning and referendum planning process



Survey Deployment Process

- Residences in the District were mailed a survey.
- Parents and staff were also emailed a survey participation link.
- All surveys include a one-time-use access code.

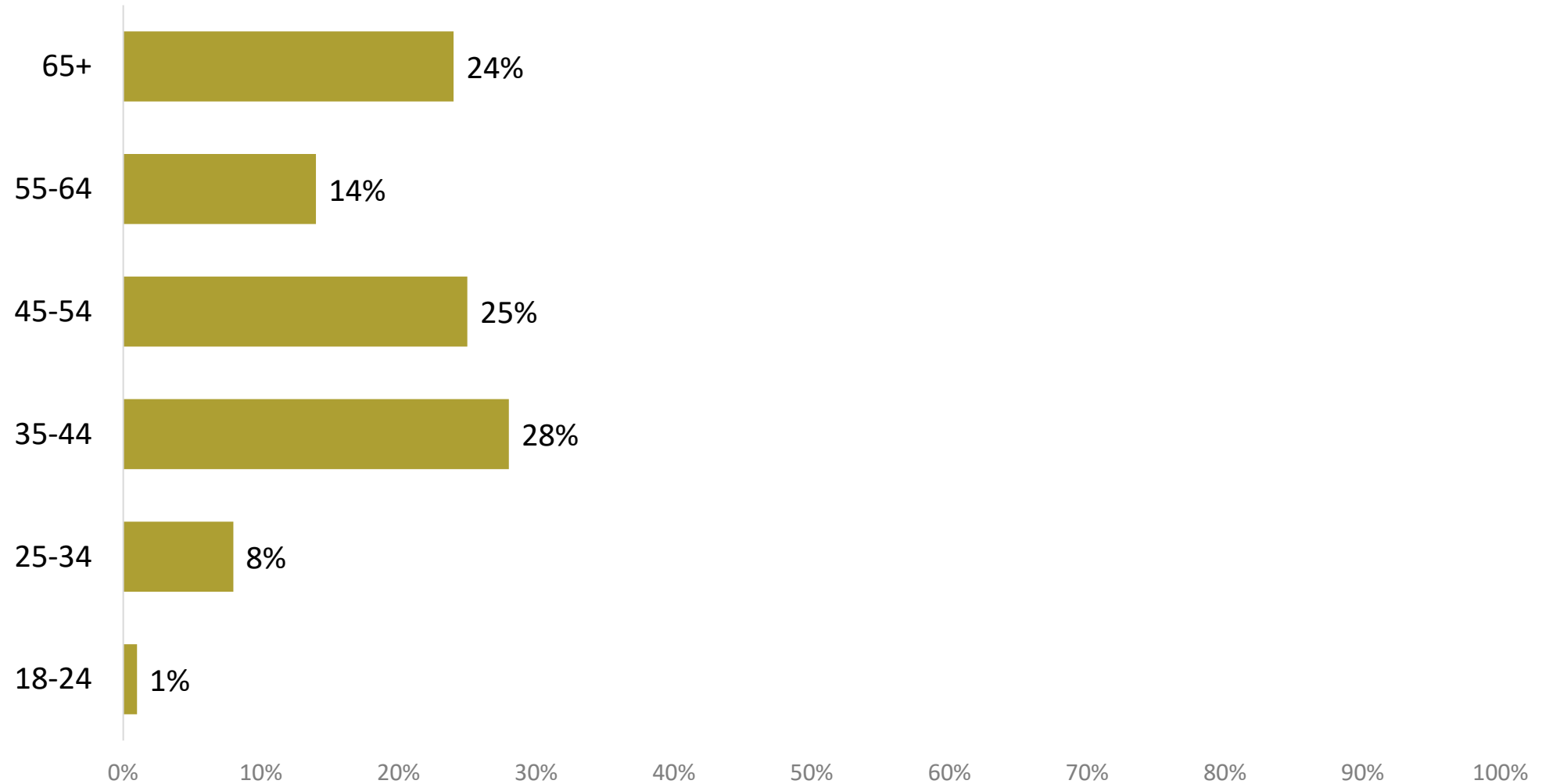


Survey Information

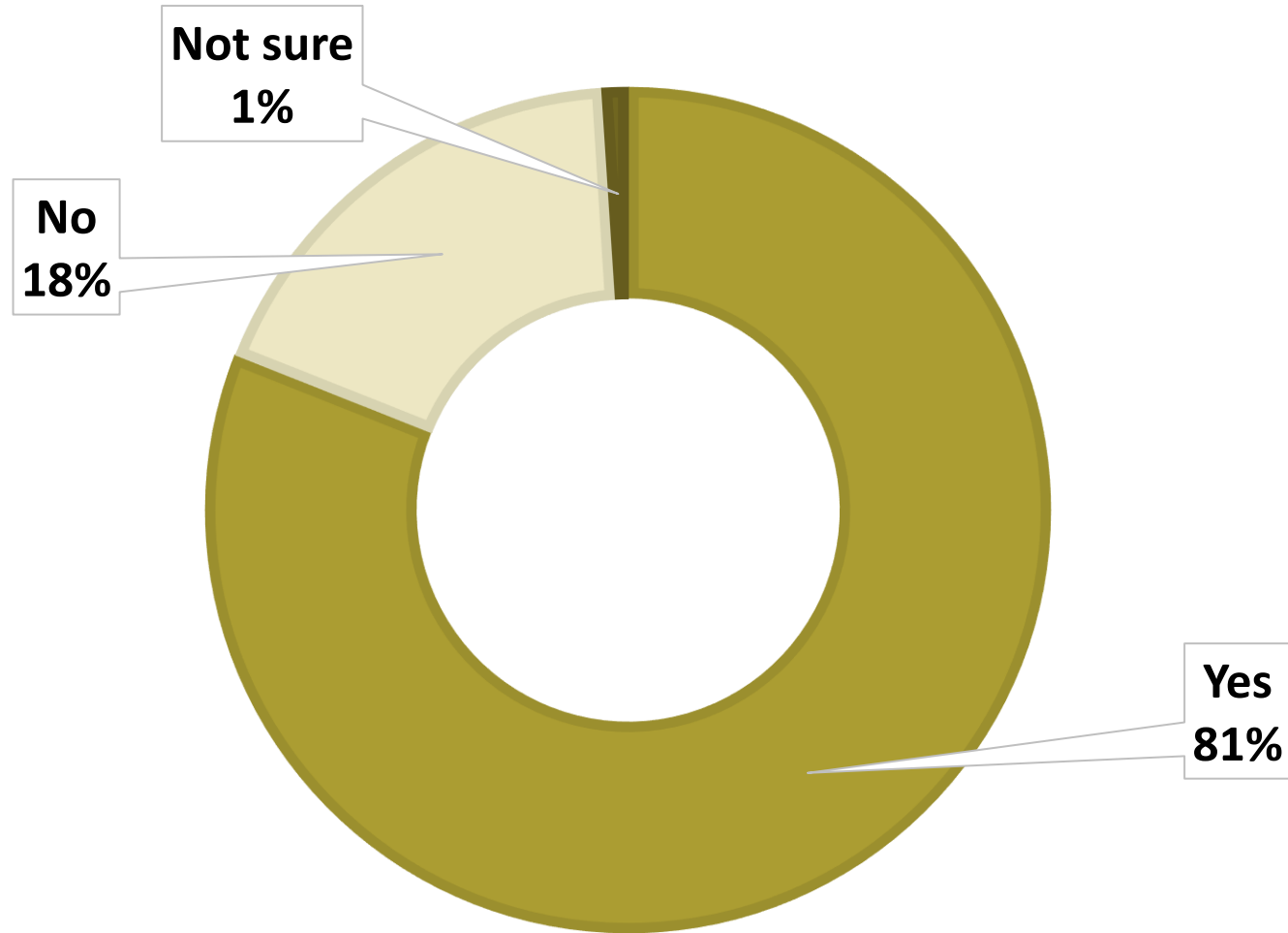
- **October 18, 2023** survey deadline
- **905** total respondents (801 in 2021-22)
- **12%** response rate
- **+/- 3.32%** margin of error



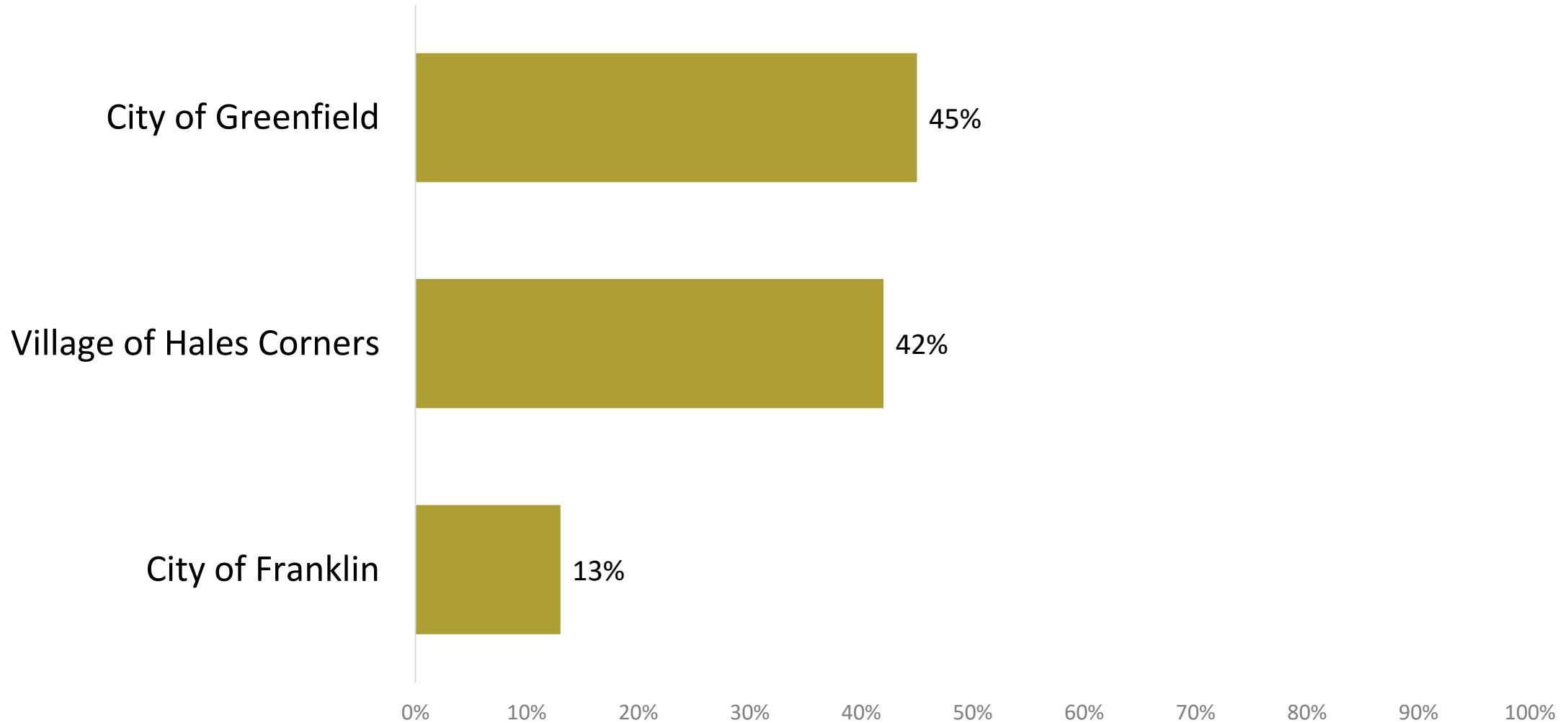
What is your age?



Is your primary residence in the Whitnall School District?



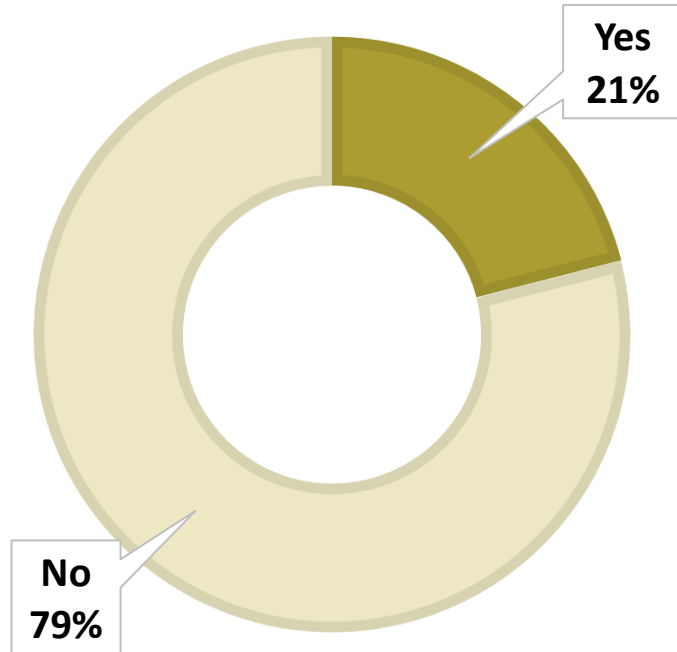
In which municipality do you live?



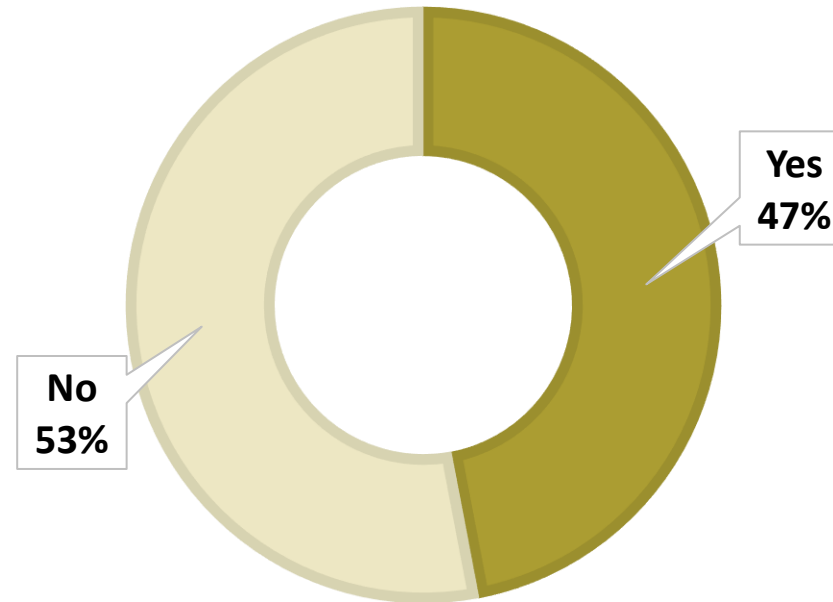
Respondent Information



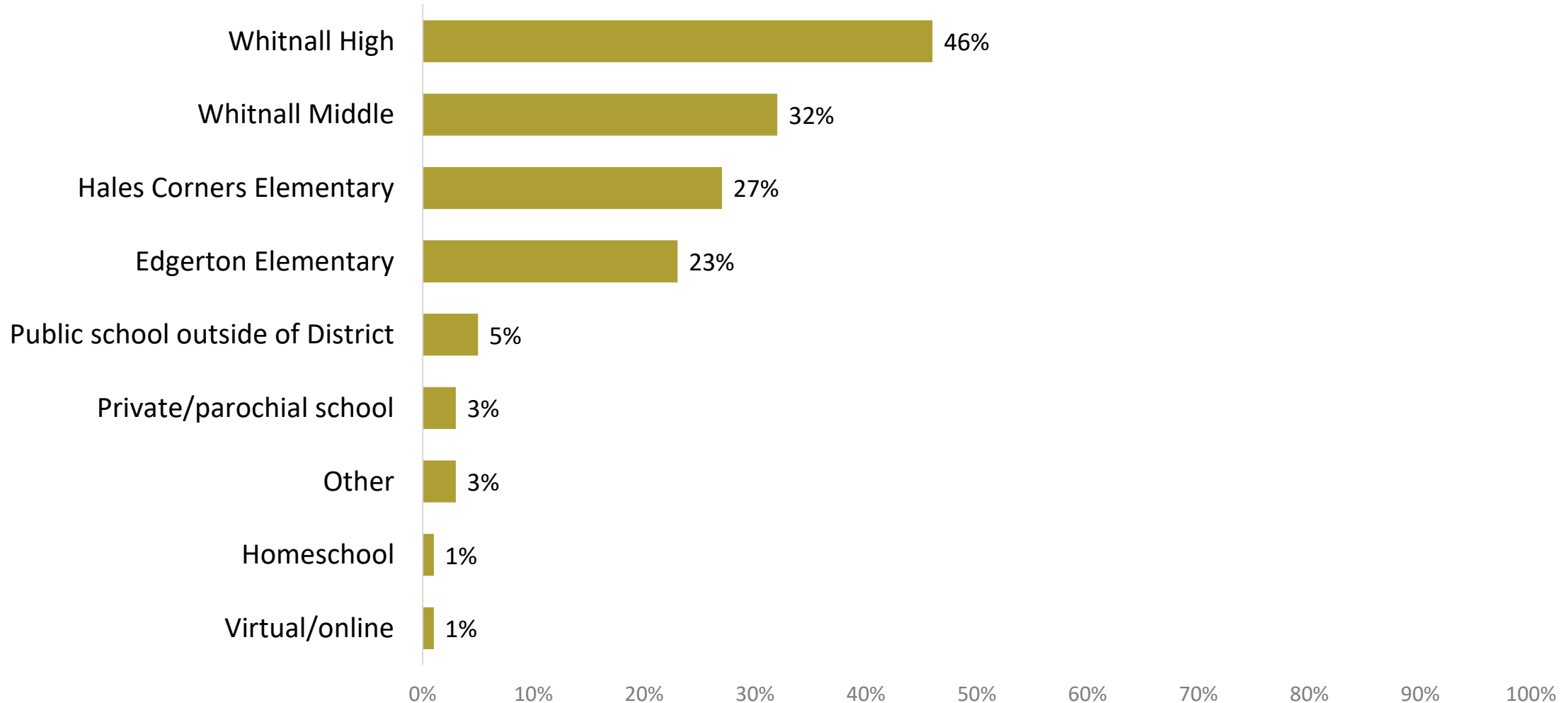
Are you an employee of the
Whitnall School District?



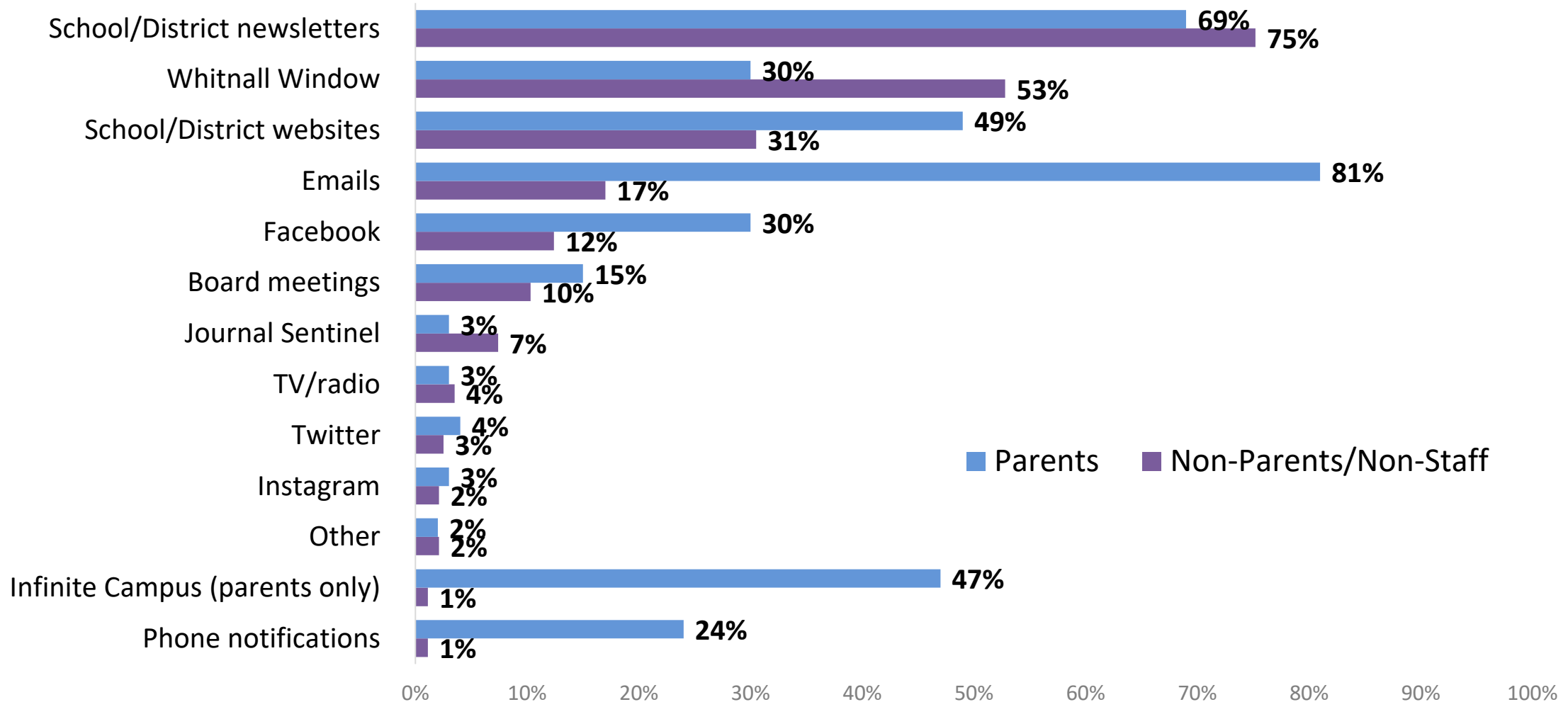
Do you have children attending
a school in the District?



If you have school-aged children, what school(s) do they attend? *(Mark all that apply.)*



How do you like to receive school/District information? (Mark all that apply.)



Survey Section: Community Feedback

The Whitnall School District strives to be an educational leader, not only in the Milwaukee area, but across the state. The following items will help us measure our progress.





Results & Analysis

Score averages are based on:

Strongly Agree=5, Agree=4, Disagree=2, Strongly Disagree=1.

“Don’t know/doesn’t apply” are not included in the calculation.

The items are ordered by most to least percent change.

All items begin with the words, “The District...”

Survey Section: Community Feedback



Item	Current Score	Previous Score	% Change
Appropriately maintains school facilities.	3.60	2.79	29.0%
Employs high-quality teachers/staff.	3.95	3.57	10.6%
Maintains a safe and secure campus.	4.02	3.65	10.1%
Administrators are doing what it takes to make our school district successful.	3.50	3.20	9.4%

Community Feedback (continued)



Item	Current Score	Previous Score	% Change
Effectively partners with local businesses and community members.	3.75	3.51	6.8%
Has the support of parents and the community.	3.86	3.63	6.3%
Works hard to meet the needs of all students.	3.72	3.53	5.4%
Teaches courses that are rigorous/challenging.	3.78	3.65	3.6%

Community Feedback (continued)



Item	Current Score	Previous Score	% Change
Develops students' character.	3.70	3.61	2.5%
Prepares students for college and careers.	3.68	N/A	N/A
Has high expectations for students.	3.66	3.59	1.9%
Has up-to-date classrooms and labs to support student learning.	3.44	3.38	1.8%

Community Feedback (continued)



Item	Current Score	Previous Score	% Change
Whitnall Window is an effective place for me to learn about what's going on at school.	3.77	3.76	0.3%
Has a website that is an effective place for me to learn about what's going on at school.	3.72	3.87	-3.9%
Communicates with me effectively.	3.72	3.90	-4.6%
Provides me with opportunities to offer feedback.	3.71	3.92	-5.4%
School board is doing what it takes to make our district successful.	3.01	3.24	-7.1%

Top Five Items by Score from the “Community Feedback” Section

(Items in the top five across all three groups are in orange.)



Rank	Staff	Parents	Non-Parents/Non-Staff
1	Employs high-quality teachers/staff. (4.07)	Maintains a safe and secure campus. (3.98)	Maintains a safe and secure campus. (4.04)
2	Maintains a safe and secure campus. (4.02)	Has the support of parents and the community. (3.87)	Employs high-quality teachers/staff. (3.98)
3	Teaches courses that are rigorous/challenging. (3.97)	Employs high-quality teachers/staff. (3.87)	Effectively partners with local businesses and community members. (3.82)
4	Has the support of parents and the community. (3.92)	Communicates with me effectively. (3.83)	Whitnall Window is an effective place for me to learn about what's going on at school. (3.82)
5	Has a website that is an effective place for me to learn about what's going on at school. (3.89)	Effectively partners with local businesses and community members. (3.74)	Has the support of parents and the community. (3.80)

Bottom Five Items by Score from the “Community Feedback” Section (Items in the top five across all three groups are in orange.)

Rank	Staff	Parents	Non-Parents/Non-Staff
17	School board is doing what it takes to make our district successful. (2.70)	School board is doing what it takes to make our district successful. (3.06)	School board is doing what it takes to make our district successful. (3.12)
16	Has up-to-date classrooms and labs to support student learning. (2.89)	Administrators are doing what it takes to make our school district successful. (3.41)	Administrators are doing what it takes to make our school district successful. (3.49)
15	Appropriately maintains school facilities. (3.50)	Has up-to-date classrooms and labs to support student learning. (3.54)	Has high expectations for students. (3.68)
14	Communicates with me effectively. (3.54)	Appropriately maintains school facilities. (3.56)	Communicates with me effectively. (3.69)
13	Provides me with opportunities to offer feedback. (3.60)	Prepares students for college and careers. (3.56)	Appropriately maintains school facilities. (3.73)





Results & Analysis

Survey Section: Overall Satisfaction

Score averages are based on:

Great=4, Good=3, Fair=2, Poor=1.

“Don’t know/doesn’t apply” are not included in the calculation.

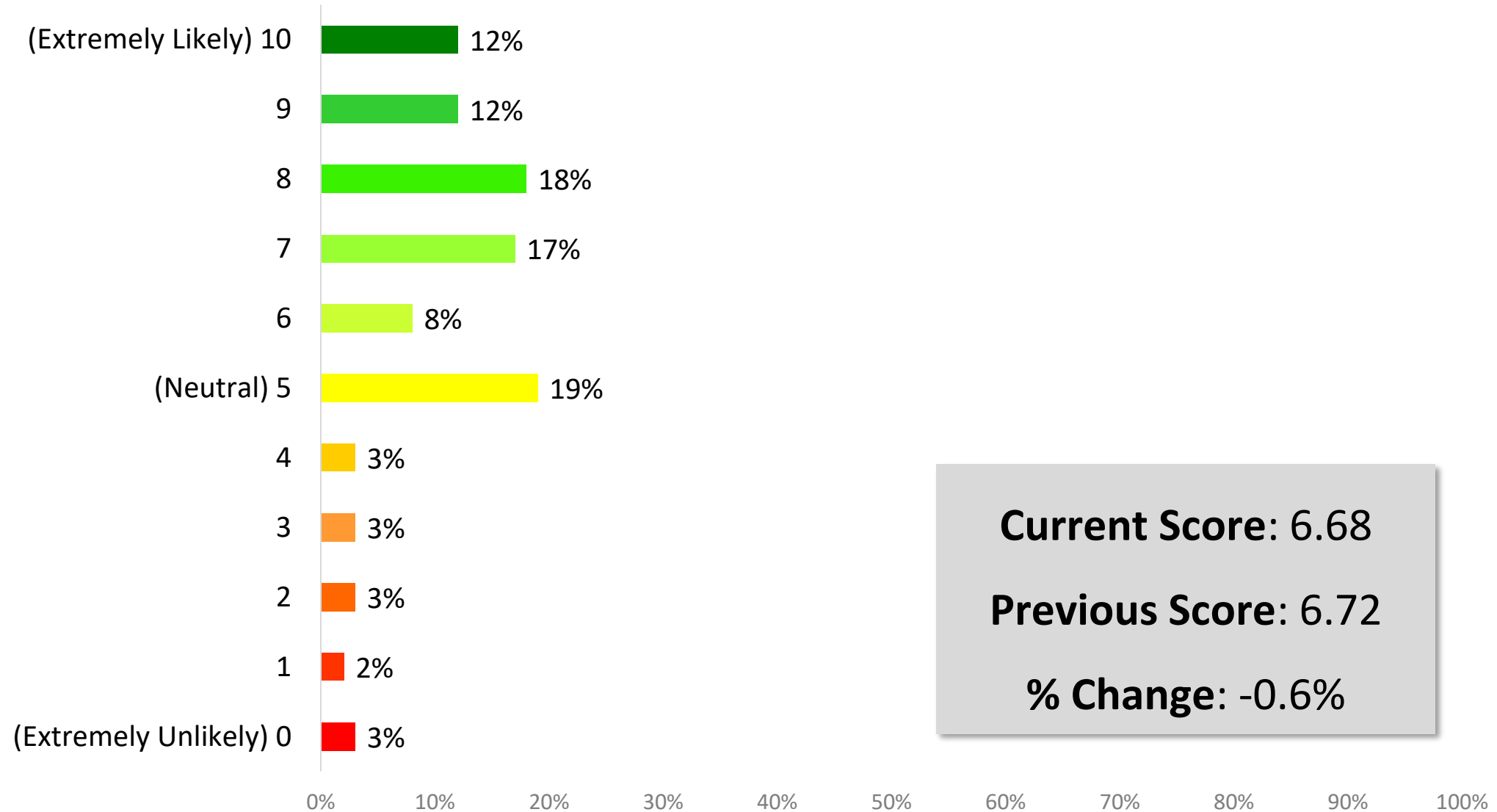
The items are ordered by most to least percent change.

How is the District doing in each of the following areas?

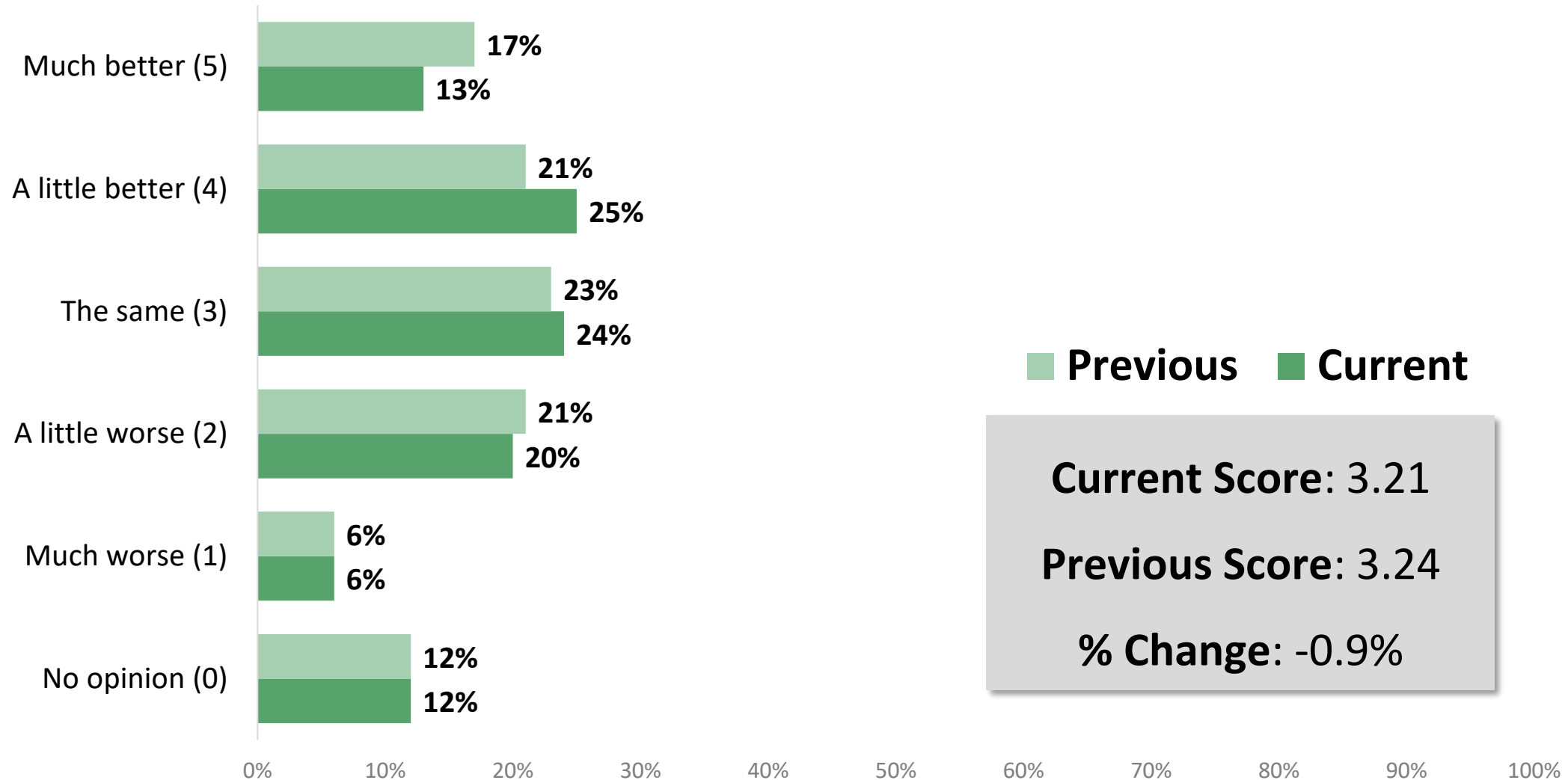


Item	Current Score	Previous Score	% Change
Building pride in the community	2.83	2.81	0.7%
Delivering a high-quality education	2.81	2.82	-0.4%
Keeping the public informed	2.77	2.83	-2.1%
Managing funds appropriately	2.58	2.77	-6.9%

On a scale of 0 – 10, how likely would you be to recommend the District to a friend or family member?



Overall, how would you rate the Whitnall School District compared to neighboring districts?

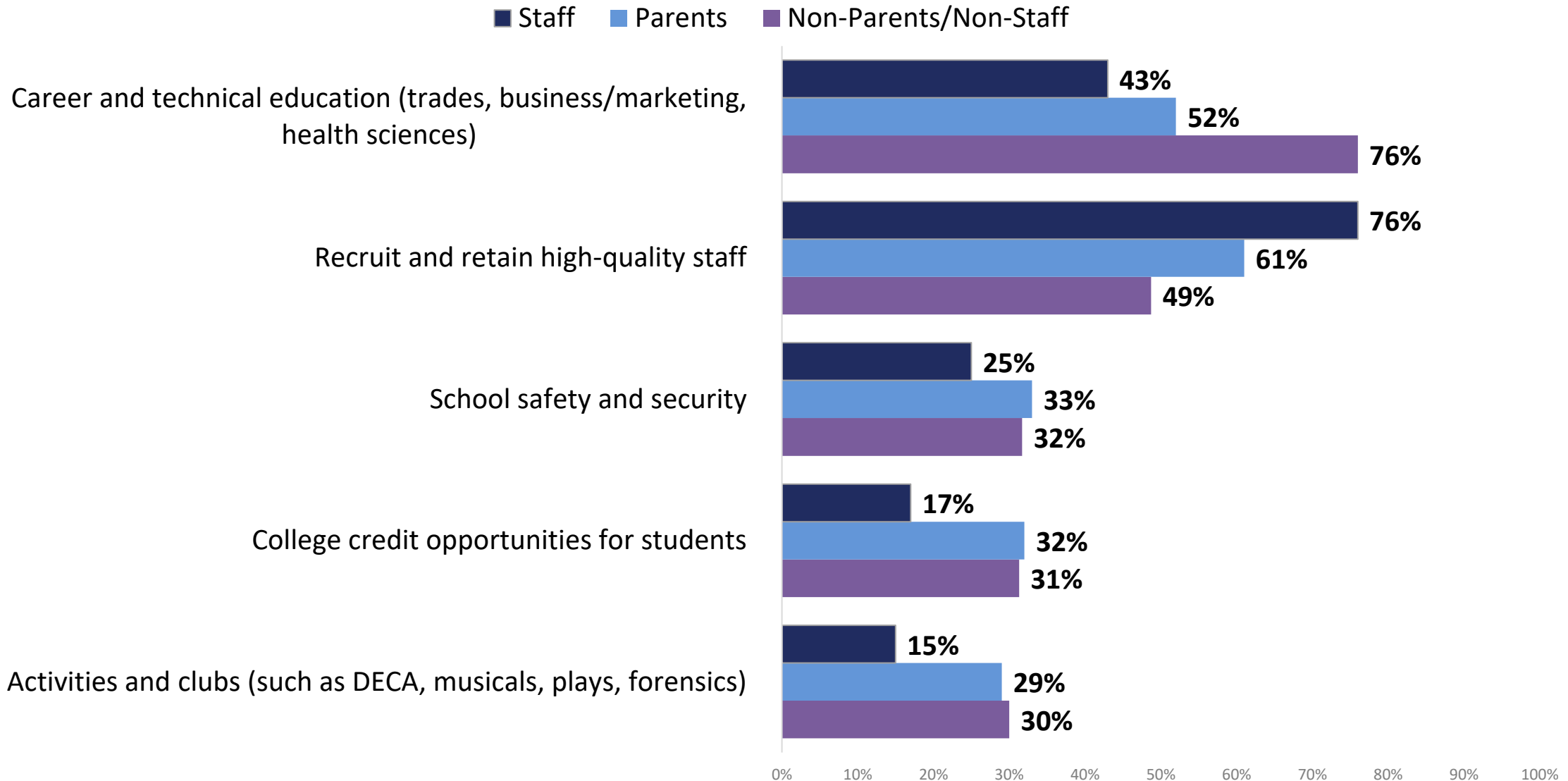


Survey Section: Planning Focus

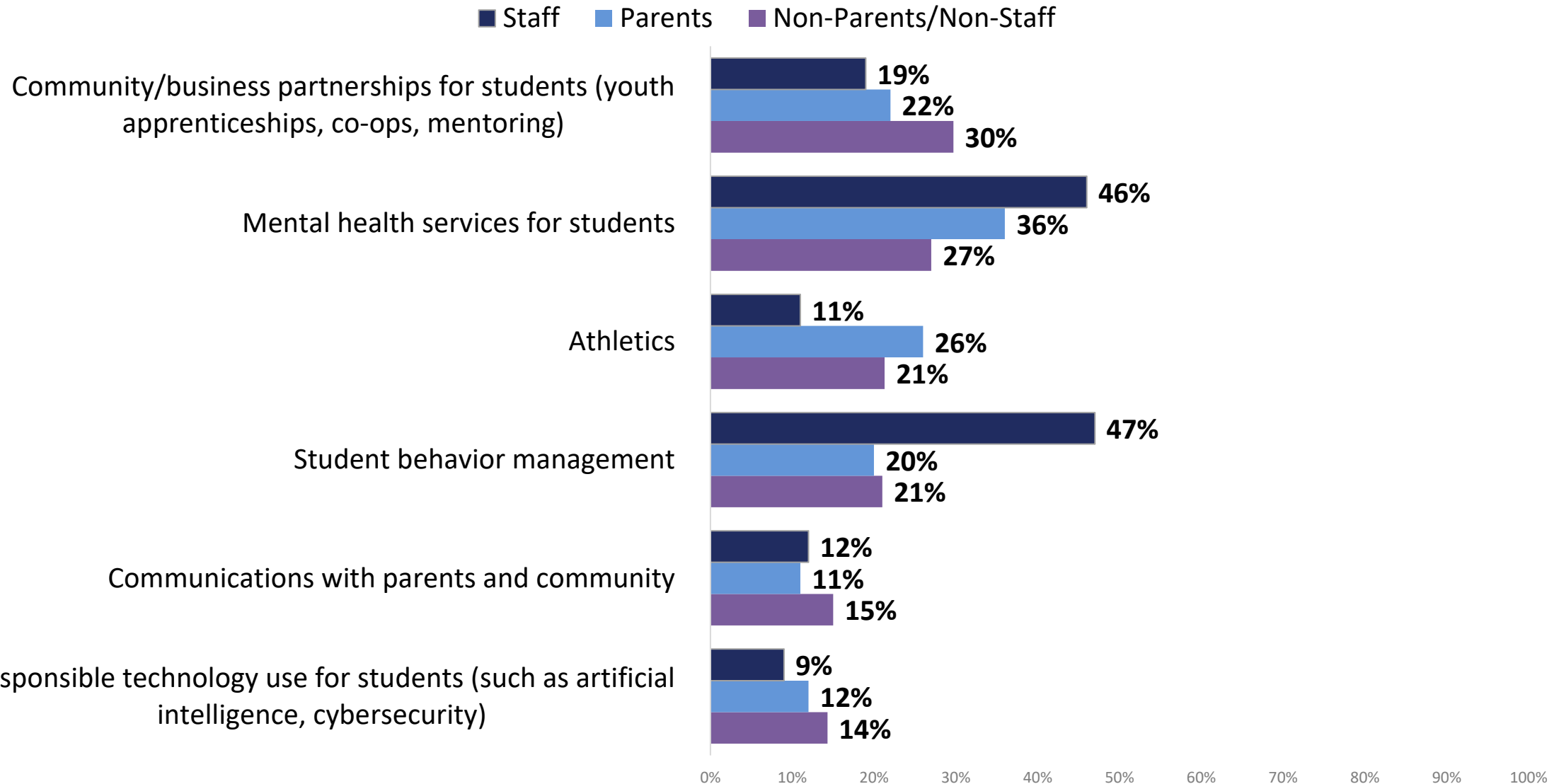
We know our students need to be successful in reading, writing, math, science, and social studies. Beyond these foundations, please choose up to four areas you believe we should focus our limited resources.



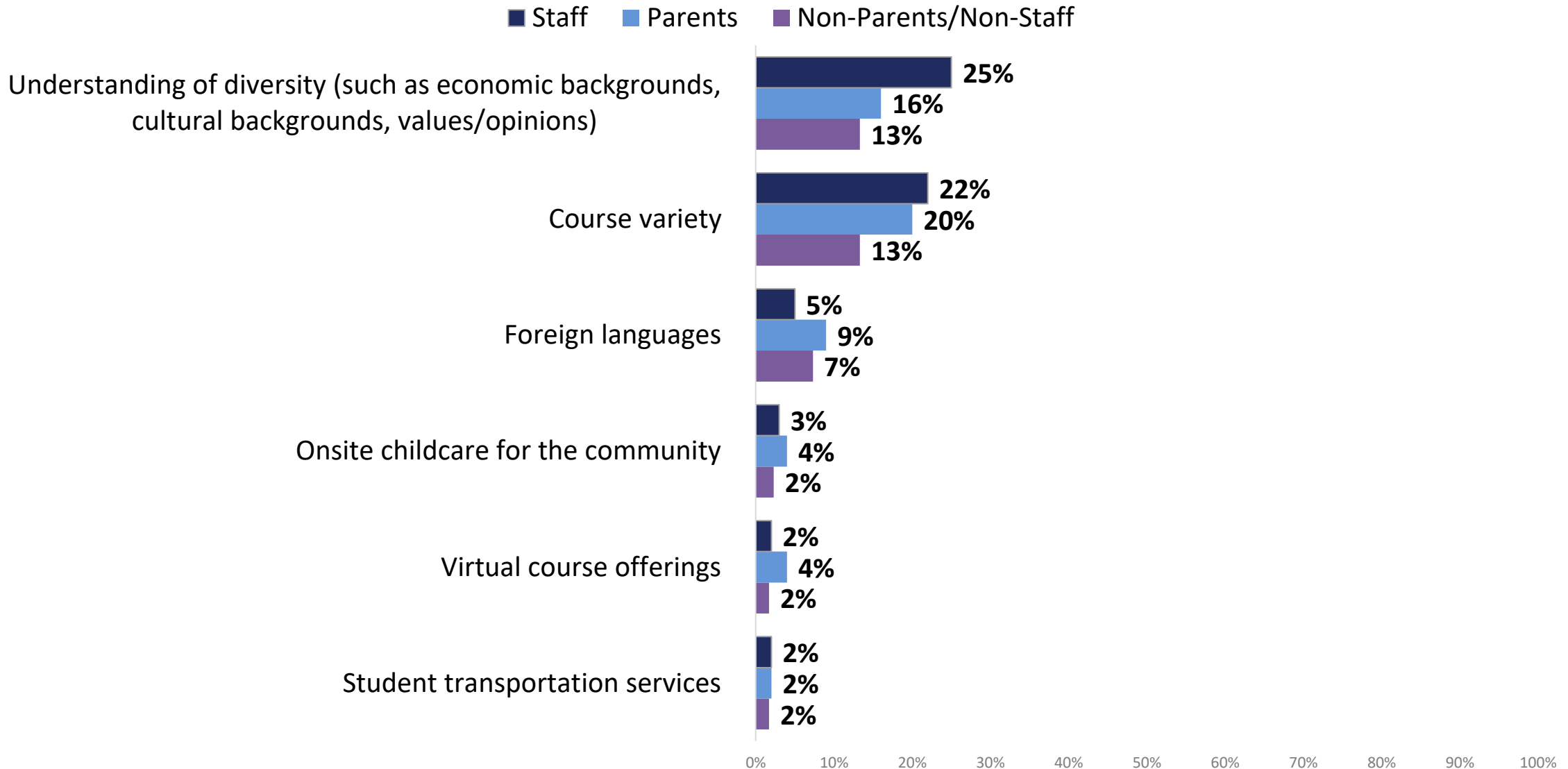
We know our students need to be successful in reading, writing, math, science, and social studies. Beyond these foundations, please choose up to four areas you believe we should focus our limited resources. (Slide 1/3)



We know our students need to be successful in reading, writing, math, science, and social studies. Beyond these foundations, please choose up to four areas you believe we should focus our limited resources. (Slide 2/3)



We know our students need to be successful in reading, writing, math, science, and social studies. Beyond these foundations, please choose up to four areas you believe we should focus our limited resources. (Slide 3/3)



Top Five Items by % from the “Planning Focus” Section

(Items in the top five across all three groups are in orange.)

Rank	Staff	Parents	Non-Parents/Non-Staff
1	Recruit and retain high-quality staff	Recruit and retain high-quality staff	Career and technical education (trades, business/marketing, health sciences)
2	Student behavior management	Career and technical education (trades, business/marketing, health sciences)	Recruit and retain high-quality staff
3	Mental health services for students	Mental health services for student	School safety and security
4	Career and technical education (trades, business/marketing, health sciences)	School safety and security	College credit opportunities for students
5	School safety and security	College credit opportunities for students	Activities and clubs (such as DECA, musicals, plays, forensics)



Bottom Five Items by % from the “Planning Focus” Section *(Items in the top five across all three groups are in orange.)*

Rank	Staff	Parents	Non-Parents/Non-Staff
17	Student transportation services	Student transportation services	Virtual course offerings
16	Virtual course offerings	Virtual course offerings	Student transportation services
15	Onsite childcare for the community	Onsite childcare for the community	Onsite childcare for the community
14	Foreign languages	Foreign languages	Foreign languages
13	Responsible technology use for students (such as artificial intelligence, cybersecurity)	Communications with parents and community	Understanding of diversity (such as economic backgrounds, cultural backgrounds, values/opinions)



Survey Section: Pool Planning

We are at a crossroads with our pool.

- It is not regulation size or depth for competitions/hosting events.
- Visitors enter the facility through the girls' and boys' locker rooms, which creates safety and security concerns.
- The pool liner is nearing the end of its service life and could fail at any time. It cannot be replaced again without replacing the entire pool.

Three options have been developed for community consideration. The first two options result in Whitnall no longer having a pool for educational, athletic, or community programming (i.e. swim lessons).



Pool Planning (cont'd)

Option 1) Remove the pool facility and tear down this section of the building.

Estimated cost: \$2.2 million

Option 2) Remove the pool, fill in the space, and maintain the area for school use (specific options would be determined later).

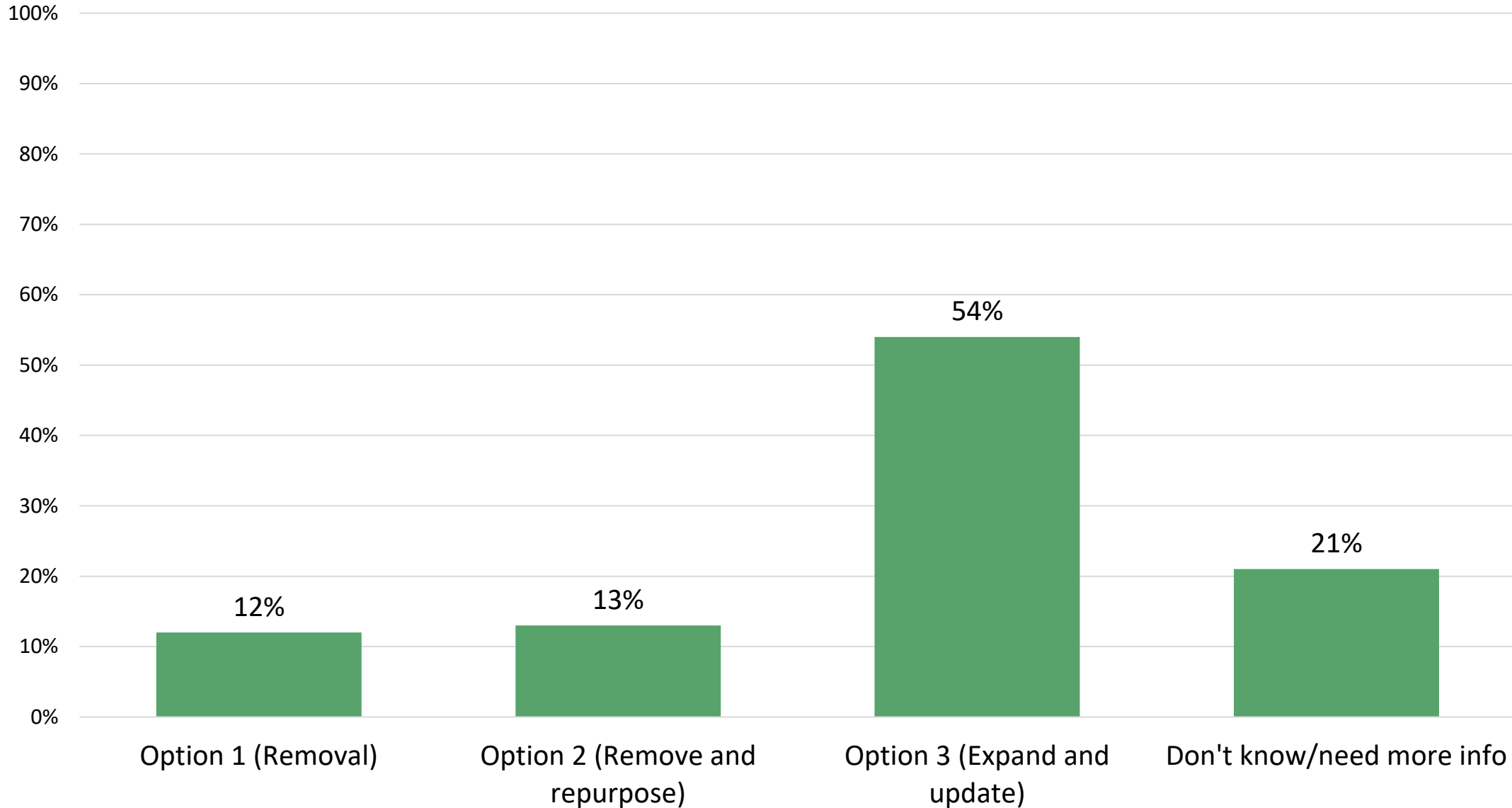
Estimated cost: \$4 million

Option 3) Update/expand the facility with a regulation-size pool suitable for competitions and create a separate, secure community entrance.

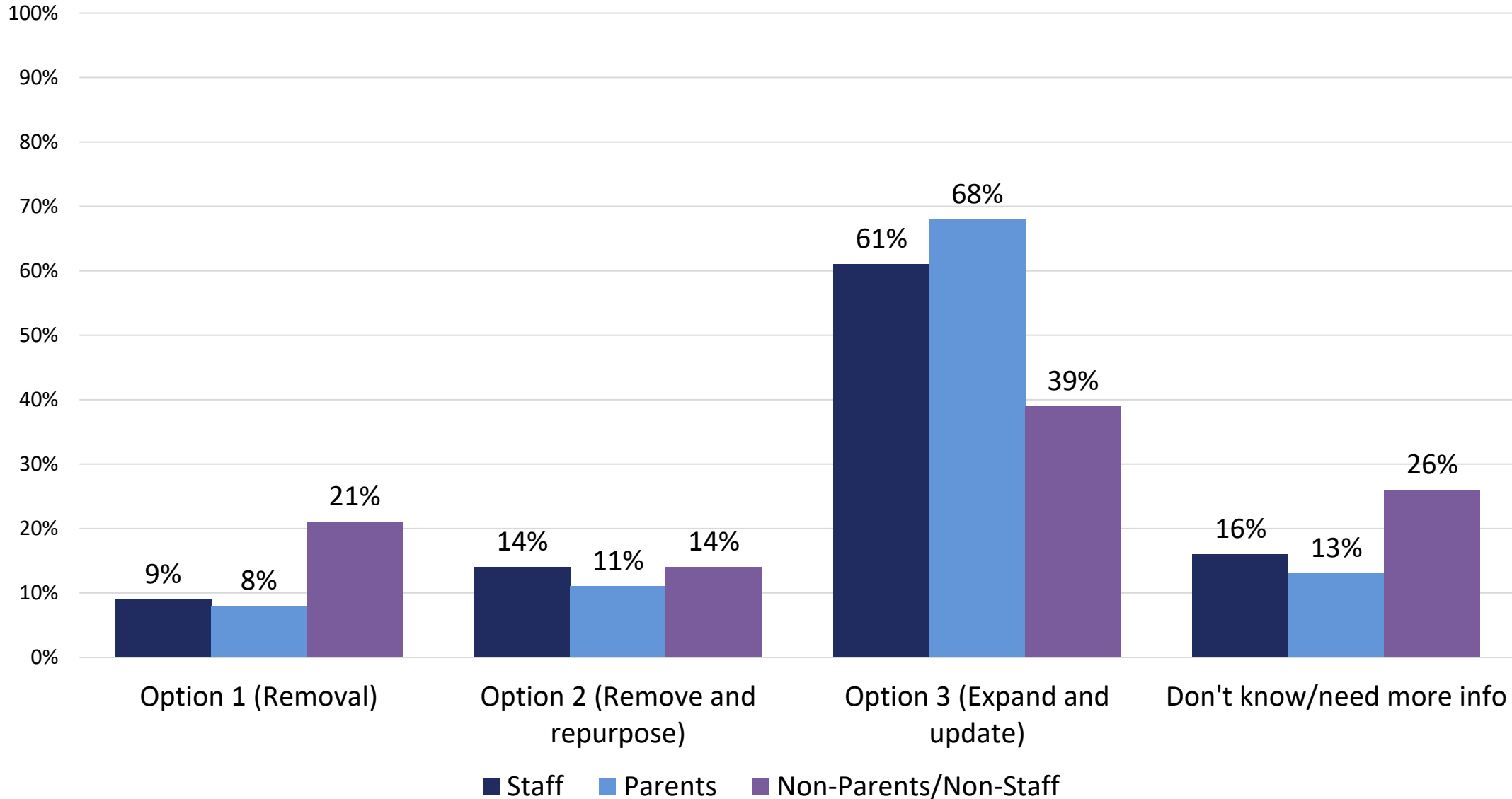
Estimated cost: \$12 million



Which pool option would you support? (*Residents*)



Which pool option would you support? (*Residents*)



Questions?





SCHOOL PERCEPTIONS

Measuring what matters

262.644.4300 | schoolperceptions.com

