

# **Continual Improvement in Whitnall School District**

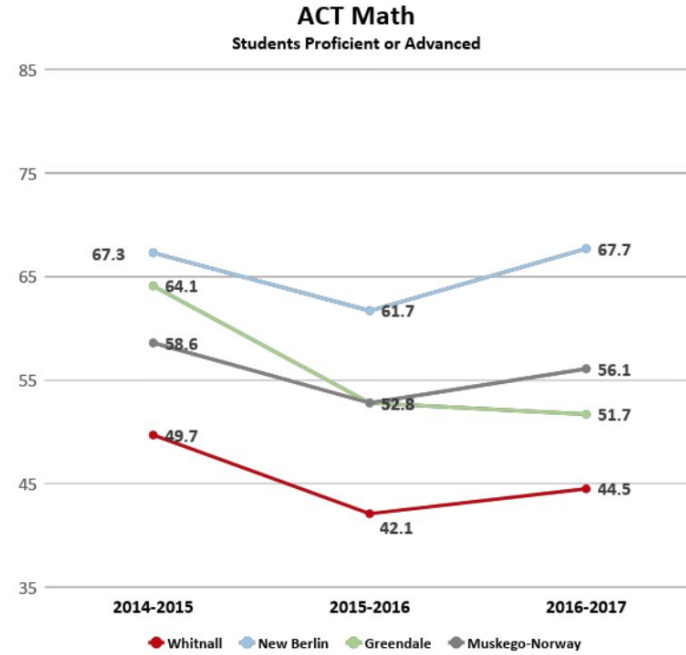
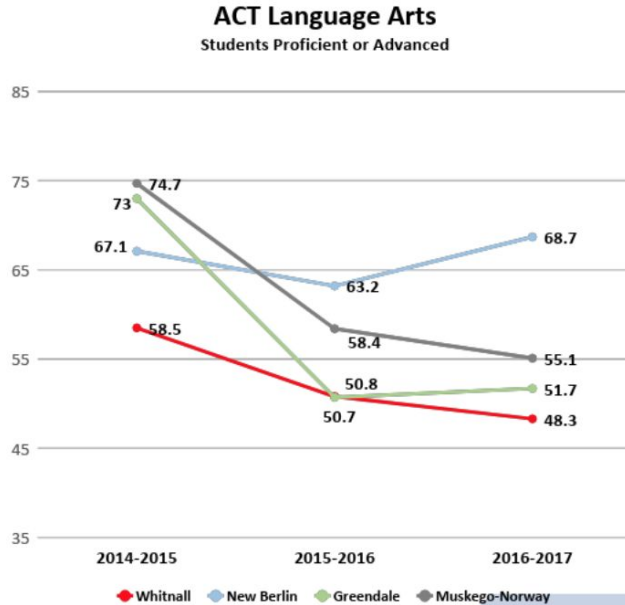
**Increasing Rigor and Opportunities**

**Seeking to understand before making judgments or decisions...**

- **Where have we been?**
- **Where are we now?**
- **Where do we want to be?**

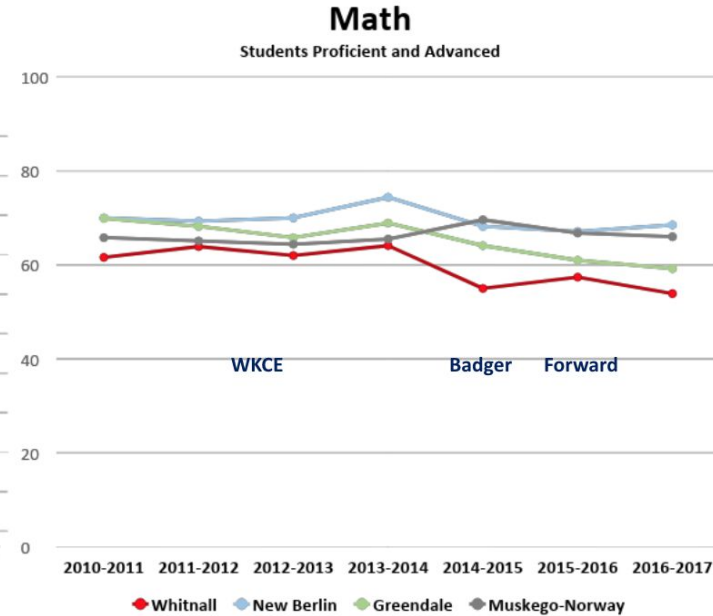
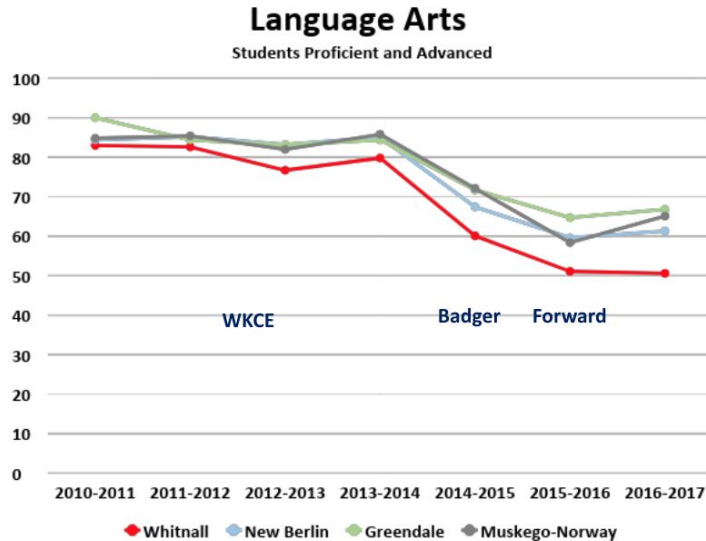
# Historical Performance Numbers in Review...

## Achievement Data



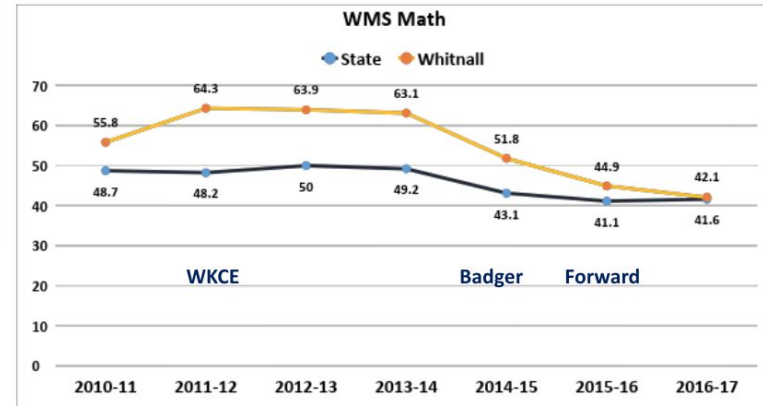
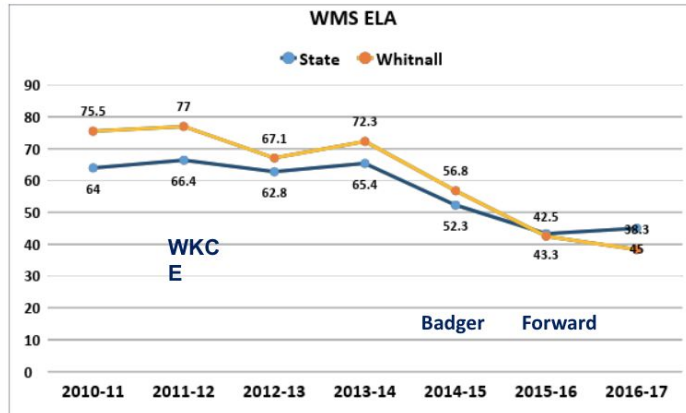
# Historical Performance Numbers in Review...

## Achievement Data



# Historical Performance Numbers in Review...

## Achievement Data



# Adjustments made for 2018-19 school year include...

- **Implementing Multi-Tiered Systems of Support (MTSS)**
  - Development of RtI (Response to Intervention) teams, guidelines, and procedures
  - Development and continued building of Gifted and Talented information, policies and procedures
- **Implementing focused use of Literacy and Math Coaches K-12**
  - Working with both students and teachers
  - Delivering professional development on current best practices in instructional delivery and assessment
- **Working with educational expert on assessment practices within school buildings and departments**
- **Increased opportunities for teacher training on district priorities such Literacy, Learner Agency, Standards, Differentiation and Social Emotional Learning**

# Adjustments made for 2018-19 school year include...

- **Delivering universal screening for Gifted and Talented implemented**
  - Cognitive Abilities Test - 3rd grade
- **Creating common expectations for literacy-based instruction in English Language Arts classes**
- **Restructuring of WMS systems to address a variety of needs**
  - People
  - Physical locations and proximity
  - Communication
  - Student behavior
- **Addition of courses and modifications to programming**
  - New Tech Ed, Programming & Design Courses at WMS and WHS
  - Updates to Advanced Placement and Transcribed Credit course options
  - WMS Math Club

# WSD State Report Cards "At-a-Glance"


## Whitnall School District 2016-17 & 2017-18

# Where are we now?

FINAL - PUBLIC REPORT - FOR PUBLIC RELEASE November 21st, 2017

**Whitnall**  
District Report Card | 2016-17 | Summary

**Overall Score**



**77.6**

★★★★★  
Exceeds Expectations


Priority Areas	District Score	Max Score	State Score	Max Score
<b>Student Achievement</b>	<b>76.3/100</b>	<b>66.7/100</b>		
English Language Arts (ELA) Achievement	38.2/50	34.3/50		
Mathematics Achievement	38.1/50	32.4/50		
<b>District Growth</b>	<b>61.2/100</b>	<b>66.0/100</b>		
English Language Arts (ELA) Growth	28.2/50	33.0/50		
Mathematics Growth	33.0/50	33.0/50		
<b>Closing Gaps</b>	<b>74.8/100</b>	<b>61.7/100</b>		
English Language Arts (ELA) Achievement Gaps	18.9/25	17.3/25		
Mathematics Achievement Gaps	18.7/25	16.8/25		
Graduation Rate Gaps	37.2/50	27.6/50		
<b>On-Track and Postsecondary Readiness</b>	<b>92.7/100</b>	<b>86.5/100</b>		
Graduation Rate	39.5/40	36.4/40		
Attendance Rate	37.6/40	37.1/40		
3rd Grade English Language Arts (ELA) Achievement	8.2/10	7.0/10		
8th Grade Mathematics Achievement	7.4/10	6.0/10		

Overall Accountability Ratings	Score
Significantly Exceeds	83-100
Exceeds	73-82.9
Meets	63-72.9
Exceeds	53-62.9
Meets Few	43-52.9
Exceeds	33-52.9
Fails to Meet	0-52.9
Exceeds	0-52.9

FINAL - PUBLIC REPORT - FOR PUBLIC RELEASE November 13, 2018

**Whitnall**  
District Report Card | 2017-18 | Summary

**Overall Score**



**80.3**

★★★★★  
Exceeds Expectations

Priority Areas	District Score	Max Score	State Score	Max Score
<b>Student Achievement</b>	<b>73.3/100</b>	<b>63.0/100</b>		
English Language Arts (ELA) Achievement	36.4/50	32.1/50		
Mathematics Achievement	36.9/50	30.9/50		
<b>District Growth</b>	<b>65.1/100</b>	<b>66.0/100</b>		
English Language Arts (ELA) Growth	32.1/50	33.0/50		
Mathematics Growth	33.0/50	33.0/50		
<b>Closing Gaps</b>	<b>88.4/100</b>	<b>67.9/100</b>		
English Language Arts (ELA) Achievement Gaps	19.7/25	17.8/25		
Mathematics Achievement Gaps	18.7/25	17.3/25		
Graduation Rate Gaps	50.0/50	32.8/50		
<b>On-Track and Postsecondary Readiness</b>	<b>90.9/100</b>	<b>85.0/100</b>		
Graduation Rate	38.8/40	36.3/40		
Attendance Rate	37.8/40	36.7/40		
3rd Grade English Language Arts (ELA) Achievement	7.6/10	6.3/10		
8th Grade Mathematics Achievement	6.7/10	5.7/10		

Overall Accountability Ratings	Score
Significantly Exceeds	83-100
Exceeds	73-82.9
Meets	63-72.9
Exceeds	53-62.9
Meets Few	43-52.9
Exceeds	33-52.9
Fails to Meet	0-52.9
Exceeds	0-52.9

Areas that are at or below the 2017-18 WI State Avg (**below state avg in bold**):

- District Growth in ELA
- District Growth in Math

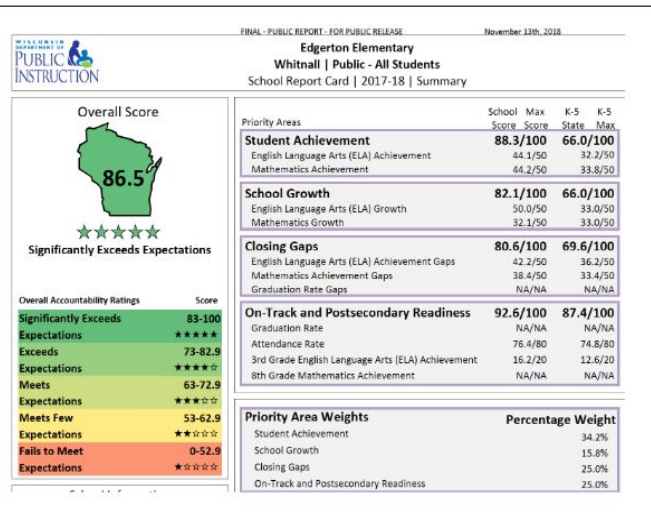
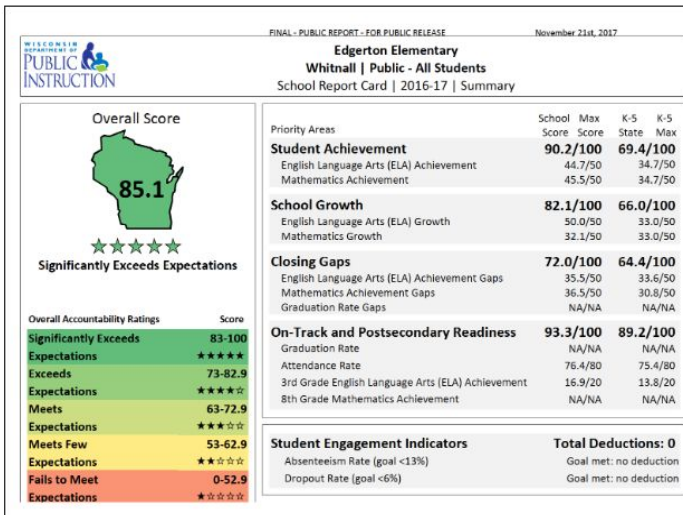
Increased scores from 2016-17 to 2017-18:
<ul style="list-style-type: none"> <li><input type="checkbox"/> District Growth in ELA: from <b>28.2</b> to <b>32.1</b></li> <li><input type="checkbox"/> Closing Gaps in ELA: from <b>18.9</b> to <b>19.7</b></li> <li><input type="checkbox"/> Closing Gaps in Graduation Rate*: from <b>37.2</b> to <b>50.0</b> (*see note below)</li> <li><input type="checkbox"/> On-Track and Postsecondary Readiness - Attendance Rate: from <b>37.6</b> to <b>37.8</b></li> </ul>

Decreased scores from 2016-17 to 2017-18"
<ul style="list-style-type: none"> <li><input type="checkbox"/> Student Achievement in ELA: from <b>38.2</b> to <b>36.4</b></li> <li><input type="checkbox"/> Student Achievement in Math: from <b>38.1</b> to <b>36.9</b></li> <li><input type="checkbox"/> On-Track and Postsecondary Readiness - Graduation Rate: from <b>39.5</b> to <b>38.8</b></li> <li><input type="checkbox"/> On-Track and Postsecondary Readiness - 3rd Grade ELA Achievement: from <b>8.2</b> to <b>7.6</b></li> <li><input type="checkbox"/> On-Track and Postsecondary Readiness - 8th grade Math Achievement: from <b>7.4</b> to <b>6.7</b></li> </ul>



# Edgerton Elementary

## 2016-17 & 2017-18



Areas that are at or below the 2017-18 WI State Avg (**below state avg in bold**):

- School Growth in Math**

**Increased scores from 2016-17 to 2017-18:**

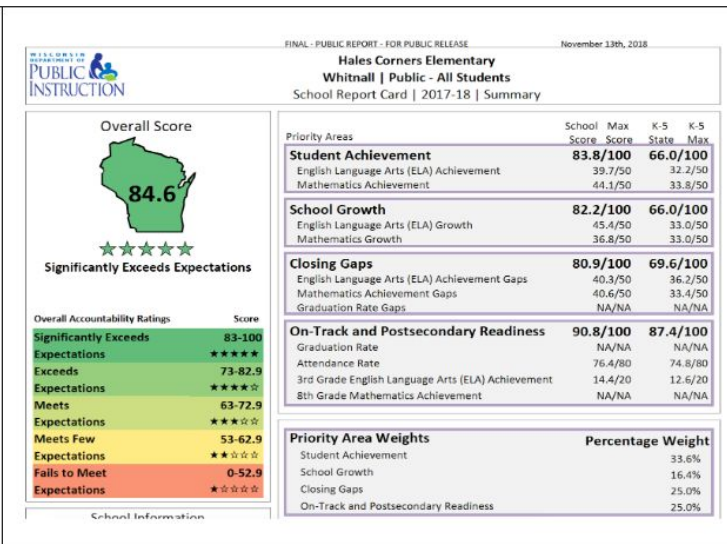
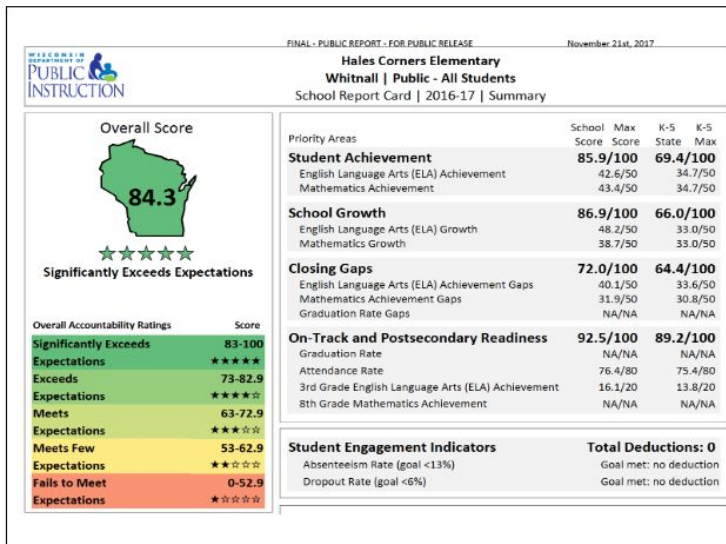
- Closing Gaps in ELA:            from **35.5** to **42.2**
- Closing Gaps in Math:            from **31.9** to **40.6**

**Decreased scores from 2016-17 to 2017-18**

- Student Achievement in ELA: from **44.7** to **44.1**
- Student Achievement in Math: from **45.5** to **44.2**
- On-Track/Post-Secondary Readiness: 3rd Grade ELA Achievement: from **16.9** to **16.2**

# Hales Corners Elementary

2016-17 & 2017-18



Areas that are at or below the WI State Avg (below state avg in bold):

None

Increased scores from 2016-17 to 2017-18:

- Student Achievement in Math: from **43.4** to **44.1**
- Closing Gaps in ELA: from **40.1** to **40.3**
- Closing Gaps in Math: from **31.9** to **40.6**


Decreased scores from 2016-17 to 2017-18"

- Student Achievement in ELA: from **42.6** to **39.7**
- School Growth in ELA: from **48.2** to **45.4**
- School Growth in Math: from **38.7** to **36.8**


# Whitnall Middle

## 2016-17 & 2017-18


FINAL - PUBLIC REPORT - FOR PUBLIC RELEASE      November 21st, 2017




**Whitnall Middle**  
Whitnall | Public - All Students  
School Report Card | 2016-17 | Summary

<p><b>Overall Score</b></p> <div style="text-align: center;">  <p><b>71.3</b></p> <p>☆☆☆☆☆ <b>Meets Expectations</b></p> </div> <p><small>Overall Accountability Ratings      Score</small></p> <table style="width: 100%; border-collapse: collapse;"> <tr><td style="background-color: #d9ead3;">Significantly Exceeds</td><td style="text-align: right;">83-100</td></tr> <tr><td style="background-color: #d9ead3;">Expectations</td><td style="text-align: right;">★★★★★</td></tr> <tr><td style="background-color: #d9ead3;">Exceeds</td><td style="text-align: right;">73-82.9</td></tr> <tr><td style="background-color: #d9ead3;">Expectations</td><td style="text-align: right;">★★★★☆</td></tr> <tr><td style="background-color: #d9ead3;">Meets</td><td style="text-align: right;">63-72.9</td></tr> <tr><td style="background-color: #d9ead3;">Expectations</td><td style="text-align: right;">★★★★☆</td></tr> <tr><td style="background-color: #d9ead3;">Meets Few</td><td style="text-align: right;">53-62.9</td></tr> <tr><td style="background-color: #d9ead3;">Expectations</td><td style="text-align: right;">★★☆☆☆</td></tr> <tr><td style="background-color: #d9ead3;">Fails to Meet</td><td style="text-align: right;">0-52.9</td></tr> <tr><td style="background-color: #d9ead3;">Expectations</td><td style="text-align: right;">★☆☆☆☆</td></tr> </table>	Significantly Exceeds	83-100	Expectations	★★★★★	Exceeds	73-82.9	Expectations	★★★★☆	Meets	63-72.9	Expectations	★★★★☆	Meets Few	53-62.9	Expectations	★★☆☆☆	Fails to Meet	0-52.9	Expectations	★☆☆☆☆	<table style="width: 100%; border-collapse: collapse;"> <thead> <tr> <th style="text-align: left;">Priority Areas</th> <th style="text-align: right;">School Score</th> <th style="text-align: right;">Max Score</th> <th style="text-align: right;">6-8 State</th> <th style="text-align: right;">6-8 Max</th> </tr> </thead> <tbody> <tr> <td><b>Student Achievement</b></td> <td style="text-align: right;"><b>68.8/100</b></td> <td style="text-align: right;"><b>65.2/100</b></td> <td></td> <td></td> </tr> <tr> <td>English Language Arts (ELA) Achievement</td> <td style="text-align: right;">34.2/50</td> <td style="text-align: right;">34.4/50</td> <td></td> <td></td> </tr> <tr> <td>Mathematics Achievement</td> <td style="text-align: right;">34.6/50</td> <td style="text-align: right;">30.8/50</td> <td></td> <td></td> </tr> <tr> <td><b>School Growth</b></td> <td style="text-align: right;"><b>45.1/100</b></td> <td style="text-align: right;"><b>66.0/100</b></td> <td></td> <td></td> </tr> <tr> <td>English Language Arts (ELA) Growth</td> <td style="text-align: right;">14.0/50</td> <td style="text-align: right;">33.0/50</td> <td></td> <td></td> </tr> <tr> <td>Mathematics Growth</td> <td style="text-align: right;">31.1/50</td> <td style="text-align: right;">33.0/50</td> <td></td> <td></td> </tr> <tr> <td><b>Closing Gaps</b></td> <td style="text-align: right;"><b>72.2/100</b></td> <td style="text-align: right;"><b>67.7/100</b></td> <td></td> <td></td> </tr> <tr> <td>English Language Arts (ELA) Achievement Gaps</td> <td style="text-align: right;">36.7/50</td> <td style="text-align: right;">33.6/50</td> <td></td> <td></td> </tr> <tr> <td>Mathematics Achievement Gaps</td> <td style="text-align: right;">35.5/50</td> <td style="text-align: right;">34.1/50</td> <td></td> <td></td> </tr> <tr> <td>Graduation Rate Gaps</td> <td style="text-align: right;">NA/NA</td> <td style="text-align: right;">NA/NA</td> <td></td> <td></td> </tr> <tr> <td><b>On-Track and Postsecondary Readiness</b></td> <td style="text-align: right;"><b>90.2/100</b></td> <td style="text-align: right;"><b>87.0/100</b></td> <td></td> <td></td> </tr> <tr> <td>Graduation Rate</td> <td style="text-align: right;">NA/NA</td> <td style="text-align: right;">NA/NA</td> <td></td> <td></td> </tr> <tr> <td>Attendance Rate</td> <td style="text-align: right;">75.3/80</td> <td style="text-align: right;">75.1/80</td> <td></td> <td></td> </tr> <tr> <td>3rd Grade English Language Arts (ELA) Achievement</td> <td style="text-align: right;">NA/NA</td> <td style="text-align: right;">NA/NA</td> <td></td> <td></td> </tr> <tr> <td>8th Grade Mathematics Achievement</td> <td style="text-align: right;">14.9/20</td> <td style="text-align: right;">11.9/20</td> <td></td> <td></td> </tr> <tr> <td><b>Student Engagement Indicators</b></td> <td colspan="4" style="text-align: right;"><b>Total Deductions: 0</b></td> </tr> <tr> <td>Absenteeism Rate (goal &lt;13%)</td> <td colspan="4" style="text-align: right;">Goal met: no deduction</td> </tr> <tr> <td>Dropout Rate (goal &lt;6%)</td> <td colspan="4" style="text-align: right;">Goal met: no deduction</td> </tr> </tbody> </table>	Priority Areas	School Score	Max Score	6-8 State	6-8 Max	<b>Student Achievement</b>	<b>68.8/100</b>	<b>65.2/100</b>			English Language Arts (ELA) Achievement	34.2/50	34.4/50			Mathematics Achievement	34.6/50	30.8/50			<b>School Growth</b>	<b>45.1/100</b>	<b>66.0/100</b>			English Language Arts (ELA) Growth	14.0/50	33.0/50			Mathematics Growth	31.1/50	33.0/50			<b>Closing Gaps</b>	<b>72.2/100</b>	<b>67.7/100</b>			English Language Arts (ELA) Achievement Gaps	36.7/50	33.6/50			Mathematics Achievement Gaps	35.5/50	34.1/50			Graduation Rate Gaps	NA/NA	NA/NA			<b>On-Track and Postsecondary Readiness</b>	<b>90.2/100</b>	<b>87.0/100</b>			Graduation Rate	NA/NA	NA/NA			Attendance Rate	75.3/80	75.1/80			3rd Grade English Language Arts (ELA) Achievement	NA/NA	NA/NA			8th Grade Mathematics Achievement	14.9/20	11.9/20			<b>Student Engagement Indicators</b>	<b>Total Deductions: 0</b>				Absenteeism Rate (goal <13%)	Goal met: no deduction				Dropout Rate (goal <6%)	Goal met: no deduction			
Significantly Exceeds	83-100																																																																																																																			
Expectations	★★★★★																																																																																																																			
Exceeds	73-82.9																																																																																																																			
Expectations	★★★★☆																																																																																																																			
Meets	63-72.9																																																																																																																			
Expectations	★★★★☆																																																																																																																			
Meets Few	53-62.9																																																																																																																			
Expectations	★★☆☆☆																																																																																																																			
Fails to Meet	0-52.9																																																																																																																			
Expectations	★☆☆☆☆																																																																																																																			
Priority Areas	School Score	Max Score	6-8 State	6-8 Max																																																																																																																
<b>Student Achievement</b>	<b>68.8/100</b>	<b>65.2/100</b>																																																																																																																		
English Language Arts (ELA) Achievement	34.2/50	34.4/50																																																																																																																		
Mathematics Achievement	34.6/50	30.8/50																																																																																																																		
<b>School Growth</b>	<b>45.1/100</b>	<b>66.0/100</b>																																																																																																																		
English Language Arts (ELA) Growth	14.0/50	33.0/50																																																																																																																		
Mathematics Growth	31.1/50	33.0/50																																																																																																																		
<b>Closing Gaps</b>	<b>72.2/100</b>	<b>67.7/100</b>																																																																																																																		
English Language Arts (ELA) Achievement Gaps	36.7/50	33.6/50																																																																																																																		
Mathematics Achievement Gaps	35.5/50	34.1/50																																																																																																																		
Graduation Rate Gaps	NA/NA	NA/NA																																																																																																																		
<b>On-Track and Postsecondary Readiness</b>	<b>90.2/100</b>	<b>87.0/100</b>																																																																																																																		
Graduation Rate	NA/NA	NA/NA																																																																																																																		
Attendance Rate	75.3/80	75.1/80																																																																																																																		
3rd Grade English Language Arts (ELA) Achievement	NA/NA	NA/NA																																																																																																																		
8th Grade Mathematics Achievement	14.9/20	11.9/20																																																																																																																		
<b>Student Engagement Indicators</b>	<b>Total Deductions: 0</b>																																																																																																																			
Absenteeism Rate (goal <13%)	Goal met: no deduction																																																																																																																			
Dropout Rate (goal <6%)	Goal met: no deduction																																																																																																																			

FINAL - PUBLIC REPORT - FOR PUBLIC RELEASE      November 13th, 2018



**Whitnall Middle**  
Whitnall | Public - All Students  
School Report Card | 2017-18 | Summary

<p><b>Overall Score</b></p> <div style="text-align: center;">  <p><b>72.0</b></p> <p>☆☆☆☆☆ <b>Meets Expectations</b></p> </div> <p><small>Overall Accountability Ratings      Score</small></p> <table style="width: 100%; border-collapse: collapse;"> <tr><td style="background-color: #d9ead3;">Significantly Exceeds</td><td style="text-align: right;">83-100</td></tr> <tr><td style="background-color: #d9ead3;">Expectations</td><td style="text-align: right;">★★★★★</td></tr> <tr><td style="background-color: #d9ead3;">Exceeds</td><td style="text-align: right;">73-82.9</td></tr> <tr><td style="background-color: #d9ead3;">Expectations</td><td style="text-align: right;">★★★★☆</td></tr> <tr><td style="background-color: #d9ead3;">Meets</td><td style="text-align: right;">63-72.9</td></tr> <tr><td style="background-color: #d9ead3;">Expectations</td><td style="text-align: right;">★★★★☆</td></tr> <tr><td style="background-color: #d9ead3;">Meets Few</td><td style="text-align: right;">53-62.9</td></tr> <tr><td style="background-color: #d9ead3;">Expectations</td><td style="text-align: right;">★★☆☆☆</td></tr> <tr><td style="background-color: #d9ead3;">Fails to Meet</td><td style="text-align: right;">0-52.9</td></tr> <tr><td style="background-color: #d9ead3;">Expectations</td><td style="text-align: right;">★☆☆☆☆</td></tr> </table>	Significantly Exceeds	83-100	Expectations	★★★★★	Exceeds	73-82.9	Expectations	★★★★☆	Meets	63-72.9	Expectations	★★★★☆	Meets Few	53-62.9	Expectations	★★☆☆☆	Fails to Meet	0-52.9	Expectations	★☆☆☆☆	<table style="width: 100%; border-collapse: collapse;"> <thead> <tr> <th style="text-align: left;">Priority Areas</th> <th style="text-align: right;">School Score</th> <th style="text-align: right;">Max Score</th> <th style="text-align: right;">6-8 State</th> <th style="text-align: right;">6-8 Max</th> </tr> </thead> <tbody> <tr> <td><b>Student Achievement</b></td> <td style="text-align: right;"><b>64.6/100</b></td> <td style="text-align: right;"><b>61.7/100</b></td> <td></td> <td></td> </tr> <tr> <td>English Language Arts (ELA) Achievement</td> <td style="text-align: right;">32.9/50</td> <td style="text-align: right;">32.6/50</td> <td></td> <td></td> </tr> <tr> <td>Mathematics Achievement</td> <td style="text-align: right;">31.7/50</td> <td style="text-align: right;">29.1/50</td> <td></td> <td></td> </tr> <tr> <td><b>School Growth</b></td> <td style="text-align: right;"><b>52.8/100</b></td> <td style="text-align: right;"><b>66.0/100</b></td> <td></td> <td></td> </tr> <tr> <td>English Language Arts (ELA) Growth</td> <td style="text-align: right;">20.7/50</td> <td style="text-align: right;">33.0/50</td> <td></td> <td></td> </tr> <tr> <td>Mathematics Growth</td> <td style="text-align: right;">32.1/50</td> <td style="text-align: right;">33.0/50</td> <td></td> <td></td> </tr> <tr> <td><b>Closing Gaps</b></td> <td style="text-align: right;"><b>79.1/100</b></td> <td style="text-align: right;"><b>69.8/100</b></td> <td></td> <td></td> </tr> <tr> <td>English Language Arts (ELA) Achievement Gaps</td> <td style="text-align: right;">42.4/50</td> <td style="text-align: right;">34.8/50</td> <td></td> <td></td> </tr> <tr> <td>Mathematics Achievement Gaps</td> <td style="text-align: right;">36.7/50</td> <td style="text-align: right;">35.0/50</td> <td></td> <td></td> </tr> <tr> <td>Graduation Rate Gaps</td> <td style="text-align: right;">NA/NA</td> <td style="text-align: right;">NA/NA</td> <td></td> <td></td> </tr> <tr> <td><b>On-Track and Postsecondary Readiness</b></td> <td style="text-align: right;"><b>87.7/100</b></td> <td style="text-align: right;"><b>85.5/100</b></td> <td></td> <td></td> </tr> <tr> <td>Graduation Rate</td> <td style="text-align: right;">NA/NA</td> <td style="text-align: right;">NA/NA</td> <td></td> <td></td> </tr> <tr> <td>Attendance Rate</td> <td style="text-align: right;">74.3/80</td> <td style="text-align: right;">74.2/80</td> <td></td> <td></td> </tr> <tr> <td>3rd Grade English Language Arts (ELA) Achievement</td> <td style="text-align: right;">NA/NA</td> <td style="text-align: right;">NA/NA</td> <td></td> <td></td> </tr> <tr> <td>8th Grade Mathematics Achievement</td> <td style="text-align: right;">13.4/20</td> <td style="text-align: right;">11.3/20</td> <td></td> <td></td> </tr> <tr> <td><b>Priority Area Weights</b></td> <td colspan="4" style="text-align: right;"><b>Percentage Weight</b></td> </tr> <tr> <td>Student Achievement</td> <td colspan="4" style="text-align: right;">32.7%</td> </tr> <tr> <td>School Growth</td> <td colspan="4" style="text-align: right;">17.3%</td> </tr> <tr> <td>Closing Gaps</td> <td colspan="4" style="text-align: right;">25.0%</td> </tr> <tr> <td>On-Track and Postsecondary Readiness</td> <td colspan="4" style="text-align: right;">25.0%</td> </tr> </tbody> </table>	Priority Areas	School Score	Max Score	6-8 State	6-8 Max	<b>Student Achievement</b>	<b>64.6/100</b>	<b>61.7/100</b>			English Language Arts (ELA) Achievement	32.9/50	32.6/50			Mathematics Achievement	31.7/50	29.1/50			<b>School Growth</b>	<b>52.8/100</b>	<b>66.0/100</b>			English Language Arts (ELA) Growth	20.7/50	33.0/50			Mathematics Growth	32.1/50	33.0/50			<b>Closing Gaps</b>	<b>79.1/100</b>	<b>69.8/100</b>			English Language Arts (ELA) Achievement Gaps	42.4/50	34.8/50			Mathematics Achievement Gaps	36.7/50	35.0/50			Graduation Rate Gaps	NA/NA	NA/NA			<b>On-Track and Postsecondary Readiness</b>	<b>87.7/100</b>	<b>85.5/100</b>			Graduation Rate	NA/NA	NA/NA			Attendance Rate	74.3/80	74.2/80			3rd Grade English Language Arts (ELA) Achievement	NA/NA	NA/NA			8th Grade Mathematics Achievement	13.4/20	11.3/20			<b>Priority Area Weights</b>	<b>Percentage Weight</b>				Student Achievement	32.7%				School Growth	17.3%				Closing Gaps	25.0%				On-Track and Postsecondary Readiness	25.0%			
Significantly Exceeds	83-100																																																																																																																													
Expectations	★★★★★																																																																																																																													
Exceeds	73-82.9																																																																																																																													
Expectations	★★★★☆																																																																																																																													
Meets	63-72.9																																																																																																																													
Expectations	★★★★☆																																																																																																																													
Meets Few	53-62.9																																																																																																																													
Expectations	★★☆☆☆																																																																																																																													
Fails to Meet	0-52.9																																																																																																																													
Expectations	★☆☆☆☆																																																																																																																													
Priority Areas	School Score	Max Score	6-8 State	6-8 Max																																																																																																																										
<b>Student Achievement</b>	<b>64.6/100</b>	<b>61.7/100</b>																																																																																																																												
English Language Arts (ELA) Achievement	32.9/50	32.6/50																																																																																																																												
Mathematics Achievement	31.7/50	29.1/50																																																																																																																												
<b>School Growth</b>	<b>52.8/100</b>	<b>66.0/100</b>																																																																																																																												
English Language Arts (ELA) Growth	20.7/50	33.0/50																																																																																																																												
Mathematics Growth	32.1/50	33.0/50																																																																																																																												
<b>Closing Gaps</b>	<b>79.1/100</b>	<b>69.8/100</b>																																																																																																																												
English Language Arts (ELA) Achievement Gaps	42.4/50	34.8/50																																																																																																																												
Mathematics Achievement Gaps	36.7/50	35.0/50																																																																																																																												
Graduation Rate Gaps	NA/NA	NA/NA																																																																																																																												
<b>On-Track and Postsecondary Readiness</b>	<b>87.7/100</b>	<b>85.5/100</b>																																																																																																																												
Graduation Rate	NA/NA	NA/NA																																																																																																																												
Attendance Rate	74.3/80	74.2/80																																																																																																																												
3rd Grade English Language Arts (ELA) Achievement	NA/NA	NA/NA																																																																																																																												
8th Grade Mathematics Achievement	13.4/20	11.3/20																																																																																																																												
<b>Priority Area Weights</b>	<b>Percentage Weight</b>																																																																																																																													
Student Achievement	32.7%																																																																																																																													
School Growth	17.3%																																																																																																																													
Closing Gaps	25.0%																																																																																																																													
On-Track and Postsecondary Readiness	25.0%																																																																																																																													

Areas that are at or below the WI State Avg (**below state avg in bold**):

- ELA Student Achievement (+0.3)
- School Growth in ELA**
- School Growth in Math**

### Increased scores from 2016-17 to 2017-18:



- School Growth in ELA: from **14.0** to **20.7**
- School Growth in Math: from **31.1** to **32.1**
- Closing Gaps in ELA: from **36.7** to **42.4**
- Closing Gaps in Math: from **35.5** to **36.7**

### Decreased scores from 2016-17 to 2017-18"

- Student Achievement in ELA: from **34.2** to **32.9**
- Student Achievement in Math: from **34.6** to **31.7**
- On-Track/Post-Secondary Readiness - 8th gr Math Achievement: from **14.9** to **13.4**

# Whitnall High

## 2016-17 & 2017-18

Whitnall High Whitnall   Public - All Students School Report Card   2016-17   Summary		November 21st, 2017																																																																																																																																																																																																									
 <p><b>74.2</b></p> <p>★★★★☆</p> <p>Exceeds Expectations</p>	<table border="1" style="width: 100%; border-collapse: collapse;"> <tr> <td>Priority Areas</td> <td>School Score</td> <td>Max Score</td> <td>9-12 State</td> <td>9-12 Max</td> </tr> <tr> <td><b>Student Achievement</b></td> <td><b>67.3/100</b></td> <td><b>60.2/100</b></td> <td></td> <td></td> </tr> <tr> <td>English Language Arts (ELA) Achievement</td> <td>35.4/50</td> <td>31.8/50</td> <td></td> <td></td> </tr> <tr> <td>Mathematics Achievement</td> <td>32.0/50</td> <td>28.4/50</td> <td></td> <td></td> </tr> <tr> <td><b>School Growth</b></td> <td><b>NA/NA</b></td> <td><b>NA/NA</b></td> <td></td> <td></td> </tr> <tr> <td>English Language Arts (ELA) Growth</td> <td>NA/NA</td> <td>NA/NA</td> <td></td> <td></td> </tr> <tr> <td>Mathematics Growth</td> <td>NA/NA</td> <td>NA/NA</td> <td></td> <td></td> </tr> <tr> <td><b>Closing Gaps</b></td> <td><b>68.8/100</b></td> <td><b>60.9/100</b></td> <td></td> <td></td> </tr> <tr> <td>English Language Arts (ELA) Achievement Gaps</td> <td>14.0/25</td> <td>16.6/25</td> <td></td> <td></td> </tr> <tr> <td>Mathematics Achievement Gaps</td> <td>18.6/25</td> <td>16.7/25</td> <td></td> <td></td> </tr> <tr> <td>Graduation Rate Gaps</td> <td>36.2/50</td> <td>27.6/50</td> <td></td> <td></td> </tr> <tr> <td><b>On-Track and Postsecondary Readiness</b></td> <td><b>98.8/100</b></td> <td><b>90.6/100</b></td> <td></td> <td></td> </tr> <tr> <td>Graduation Rate</td> <td>98.8/100</td> <td>90.6/100</td> <td></td> <td></td> </tr> <tr> <td>Attendance Rate</td> <td>NA/NA</td> <td>NA/NA</td> <td></td> <td></td> </tr> <tr> <td>3rd Grade English Language Arts (ELA) Achievement</td> <td>NA/NA</td> <td>NA/NA</td> <td></td> <td></td> </tr> <tr> <td>8th Grade Mathematics Achievement</td> <td>NA/NA</td> <td>NA/NA</td> <td></td> <td></td> </tr> <tr> <td><b>Student Engagement Indicators</b></td> <td colspan="4"><b>Total Deductions: 0</b></td> </tr> <tr> <td>Absenteeism Rate (goal &lt;13%)</td> <td colspan="4">Goal met: no deduction</td> </tr> <tr> <td>Dropout Rate (goal &lt;6%)</td> <td colspan="4">Goal met: no deduction</td> </tr> </table>	Priority Areas	School Score	Max Score	9-12 State	9-12 Max	<b>Student Achievement</b>	<b>67.3/100</b>	<b>60.2/100</b>			English Language Arts (ELA) Achievement	35.4/50	31.8/50			Mathematics Achievement	32.0/50	28.4/50			<b>School Growth</b>	<b>NA/NA</b>	<b>NA/NA</b>			English Language Arts (ELA) Growth	NA/NA	NA/NA			Mathematics Growth	NA/NA	NA/NA			<b>Closing Gaps</b>	<b>68.8/100</b>	<b>60.9/100</b>			English Language Arts (ELA) Achievement Gaps	14.0/25	16.6/25			Mathematics Achievement Gaps	18.6/25	16.7/25			Graduation Rate Gaps	36.2/50	27.6/50			<b>On-Track and Postsecondary Readiness</b>	<b>98.8/100</b>	<b>90.6/100</b>			Graduation Rate	98.8/100	90.6/100			Attendance Rate	NA/NA	NA/NA			3rd Grade English Language Arts (ELA) Achievement	NA/NA	NA/NA			8th Grade Mathematics Achievement	NA/NA	NA/NA			<b>Student Engagement Indicators</b>	<b>Total Deductions: 0</b>				Absenteeism Rate (goal <13%)	Goal met: no deduction				Dropout Rate (goal <6%)	Goal met: no deduction				 <p><b>80.1</b></p> <p>★★★★☆</p> <p>Exceeds Expectations</p>	<table border="1" style="width: 100%; border-collapse: collapse;"> <tr> <td>Priority Areas</td> <td>School Score</td> <td>Max Score</td> <td>9-12 State</td> <td>9-12 Max</td> </tr> <tr> <td><b>Student Achievement</b></td> <td><b>65.9/100</b></td> <td><b>57.3/100</b></td> <td></td> <td></td> </tr> <tr> <td>English Language Arts (ELA) Achievement</td> <td>33.4/50</td> <td>29.8/50</td> <td></td> <td></td> </tr> <tr> <td>Mathematics Achievement</td> <td>32.5/50</td> <td>27.5/50</td> <td></td> <td></td> </tr> <tr> <td><b>School Growth</b></td> <td><b>NA/NA</b></td> <td><b>NA/NA</b></td> <td></td> <td></td> </tr> <tr> <td>English Language Arts (ELA) Growth</td> <td>NA/NA</td> <td>NA/NA</td> <td></td> <td></td> </tr> <tr> <td>Mathematics Growth</td> <td>NA/NA</td> <td>NA/NA</td> <td></td> <td></td> </tr> <tr> <td><b>Closing Gaps</b></td> <td><b>86.0/100</b></td> <td><b>67.7/100</b></td> <td></td> <td></td> </tr> <tr> <td>English Language Arts (ELA) Achievement Gaps</td> <td>16.3/25</td> <td>17.4/25</td> <td></td> <td></td> </tr> <tr> <td>Mathematics Achievement Gaps</td> <td>19.7/25</td> <td>17.5/25</td> <td></td> <td></td> </tr> <tr> <td>Graduation Rate Gaps</td> <td>50.0/50</td> <td>32.8/50</td> <td></td> <td></td> </tr> <tr> <td><b>On-Track and Postsecondary Readiness</b></td> <td><b>96.9/100</b></td> <td><b>90.6/100</b></td> <td></td> <td></td> </tr> <tr> <td>Graduation Rate</td> <td>96.9/100</td> <td>90.6/100</td> <td></td> <td></td> </tr> <tr> <td>Attendance Rate</td> <td>NA/NA</td> <td>NA/NA</td> <td></td> <td></td> </tr> <tr> <td>3rd Grade English Language Arts (ELA) Achievement</td> <td>NA/NA</td> <td>NA/NA</td> <td></td> <td></td> </tr> <tr> <td>8th Grade Mathematics Achievement</td> <td>NA/NA</td> <td>NA/NA</td> <td></td> <td></td> </tr> <tr> <td><b>Priority Area Weights</b></td> <td colspan="4"><b>Percentage Weight</b></td> </tr> <tr> <td>Student Achievement</td> <td colspan="4">40.0%</td> </tr> <tr> <td>School Growth</td> <td colspan="4">NA</td> </tr> <tr> <td>Closing Gaps</td> <td colspan="4">40.0%</td> </tr> <tr> <td>On-Track and Postsecondary Readiness</td> <td colspan="4">20.0%</td> </tr> </table>	Priority Areas	School Score	Max Score	9-12 State	9-12 Max	<b>Student Achievement</b>	<b>65.9/100</b>	<b>57.3/100</b>			English Language Arts (ELA) Achievement	33.4/50	29.8/50			Mathematics Achievement	32.5/50	27.5/50			<b>School Growth</b>	<b>NA/NA</b>	<b>NA/NA</b>			English Language Arts (ELA) Growth	NA/NA	NA/NA			Mathematics Growth	NA/NA	NA/NA			<b>Closing Gaps</b>	<b>86.0/100</b>	<b>67.7/100</b>			English Language Arts (ELA) Achievement Gaps	16.3/25	17.4/25			Mathematics Achievement Gaps	19.7/25	17.5/25			Graduation Rate Gaps	50.0/50	32.8/50			<b>On-Track and Postsecondary Readiness</b>	<b>96.9/100</b>	<b>90.6/100</b>			Graduation Rate	96.9/100	90.6/100			Attendance Rate	NA/NA	NA/NA			3rd Grade English Language Arts (ELA) Achievement	NA/NA	NA/NA			8th Grade Mathematics Achievement	NA/NA	NA/NA			<b>Priority Area Weights</b>	<b>Percentage Weight</b>				Student Achievement	40.0%				School Growth	NA				Closing Gaps	40.0%				On-Track and Postsecondary Readiness	20.0%			
Priority Areas	School Score	Max Score	9-12 State	9-12 Max																																																																																																																																																																																																							
<b>Student Achievement</b>	<b>67.3/100</b>	<b>60.2/100</b>																																																																																																																																																																																																									
English Language Arts (ELA) Achievement	35.4/50	31.8/50																																																																																																																																																																																																									
Mathematics Achievement	32.0/50	28.4/50																																																																																																																																																																																																									
<b>School Growth</b>	<b>NA/NA</b>	<b>NA/NA</b>																																																																																																																																																																																																									
English Language Arts (ELA) Growth	NA/NA	NA/NA																																																																																																																																																																																																									
Mathematics Growth	NA/NA	NA/NA																																																																																																																																																																																																									
<b>Closing Gaps</b>	<b>68.8/100</b>	<b>60.9/100</b>																																																																																																																																																																																																									
English Language Arts (ELA) Achievement Gaps	14.0/25	16.6/25																																																																																																																																																																																																									
Mathematics Achievement Gaps	18.6/25	16.7/25																																																																																																																																																																																																									
Graduation Rate Gaps	36.2/50	27.6/50																																																																																																																																																																																																									
<b>On-Track and Postsecondary Readiness</b>	<b>98.8/100</b>	<b>90.6/100</b>																																																																																																																																																																																																									
Graduation Rate	98.8/100	90.6/100																																																																																																																																																																																																									
Attendance Rate	NA/NA	NA/NA																																																																																																																																																																																																									
3rd Grade English Language Arts (ELA) Achievement	NA/NA	NA/NA																																																																																																																																																																																																									
8th Grade Mathematics Achievement	NA/NA	NA/NA																																																																																																																																																																																																									
<b>Student Engagement Indicators</b>	<b>Total Deductions: 0</b>																																																																																																																																																																																																										
Absenteeism Rate (goal <13%)	Goal met: no deduction																																																																																																																																																																																																										
Dropout Rate (goal <6%)	Goal met: no deduction																																																																																																																																																																																																										
Priority Areas	School Score	Max Score	9-12 State	9-12 Max																																																																																																																																																																																																							
<b>Student Achievement</b>	<b>65.9/100</b>	<b>57.3/100</b>																																																																																																																																																																																																									
English Language Arts (ELA) Achievement	33.4/50	29.8/50																																																																																																																																																																																																									
Mathematics Achievement	32.5/50	27.5/50																																																																																																																																																																																																									
<b>School Growth</b>	<b>NA/NA</b>	<b>NA/NA</b>																																																																																																																																																																																																									
English Language Arts (ELA) Growth	NA/NA	NA/NA																																																																																																																																																																																																									
Mathematics Growth	NA/NA	NA/NA																																																																																																																																																																																																									
<b>Closing Gaps</b>	<b>86.0/100</b>	<b>67.7/100</b>																																																																																																																																																																																																									
English Language Arts (ELA) Achievement Gaps	16.3/25	17.4/25																																																																																																																																																																																																									
Mathematics Achievement Gaps	19.7/25	17.5/25																																																																																																																																																																																																									
Graduation Rate Gaps	50.0/50	32.8/50																																																																																																																																																																																																									
<b>On-Track and Postsecondary Readiness</b>	<b>96.9/100</b>	<b>90.6/100</b>																																																																																																																																																																																																									
Graduation Rate	96.9/100	90.6/100																																																																																																																																																																																																									
Attendance Rate	NA/NA	NA/NA																																																																																																																																																																																																									
3rd Grade English Language Arts (ELA) Achievement	NA/NA	NA/NA																																																																																																																																																																																																									
8th Grade Mathematics Achievement	NA/NA	NA/NA																																																																																																																																																																																																									
<b>Priority Area Weights</b>	<b>Percentage Weight</b>																																																																																																																																																																																																										
Student Achievement	40.0%																																																																																																																																																																																																										
School Growth	NA																																																																																																																																																																																																										
Closing Gaps	40.0%																																																																																																																																																																																																										
On-Track and Postsecondary Readiness	20.0%																																																																																																																																																																																																										
<table border="1" style="width: 100%; border-collapse: collapse;"> <tr> <td>Overall Accountability Ratings</td> <td>Score</td> </tr> <tr> <td>Significantly Exceeds</td> <td>83-100</td> </tr> <tr> <td>Expectations</td> <td>★★★★</td> </tr> <tr> <td>Exceeds</td> <td>73-82.9</td> </tr> <tr> <td>Expectations</td> <td>★★★★☆</td> </tr> <tr> <td>Meets</td> <td>63-72.9</td> </tr> <tr> <td>Expectations</td> <td>★★★☆☆</td> </tr> <tr> <td>Meets Few</td> <td>53-62.9</td> </tr> <tr> <td>Expectations</td> <td>★★☆☆☆</td> </tr> <tr> <td>Fails to Meet</td> <td>0-52.9</td> </tr> <tr> <td>Expectations</td> <td>★☆☆☆☆</td> </tr> </table>	Overall Accountability Ratings	Score	Significantly Exceeds	83-100	Expectations	★★★★	Exceeds	73-82.9	Expectations	★★★★☆	Meets	63-72.9	Expectations	★★★☆☆	Meets Few	53-62.9	Expectations	★★☆☆☆	Fails to Meet	0-52.9	Expectations	★☆☆☆☆																																																																																																																																																																																					
Overall Accountability Ratings	Score																																																																																																																																																																																																										
Significantly Exceeds	83-100																																																																																																																																																																																																										
Expectations	★★★★																																																																																																																																																																																																										
Exceeds	73-82.9																																																																																																																																																																																																										
Expectations	★★★★☆																																																																																																																																																																																																										
Meets	63-72.9																																																																																																																																																																																																										
Expectations	★★★☆☆																																																																																																																																																																																																										
Meets Few	53-62.9																																																																																																																																																																																																										
Expectations	★★☆☆☆																																																																																																																																																																																																										
Fails to Meet	0-52.9																																																																																																																																																																																																										
Expectations	★☆☆☆☆																																																																																																																																																																																																										

Areas that are at or below the WI State Avg (**below state avg in bold**):

- Closing Gaps in ELA

### Increased scores from 2016-17 to 2017-18:

- Student Achievement in Math: from **32.0** to **32.5**
- Closing Gaps in ELA: from **14.0** to **16.3**
- Closing Gaps in Graduation Rate\*: from **36.2** to **50.0**

### Decreased scores from 2016-17 to 2017-18:

- Student Achievement in ELA: from 35.4 to **33.4**
- On-Track and Post-Secondary Readiness - Graduation Rate: from **98.8** to **96.9**
- Closing Gaps in Math: from **18.6** to **16.7**

\*Please note that while the graduation rate decreased from 2016-17 to 17-18, WHS received the maximum number of points on the Graduation Rate Gaps from 36.2 points to 50.0 points. This change in calculation contributed significantly to the increase of the overall WHS report card score.

An email explanation from DPI:

*"In an attempt to better reflect the work that schools have done to achieve high proficiency rates or graduation rates, a change was made to the 2017-18 report cards to award a subgroup the maximum possible points when the threshold is reached. This means that a subgroup that averaged a 90% proficiency rate or 90% graduation rate over the applicable period (3-5 years) will be assigned a difference in rate of change value that alone translates to a perfect score in closing achievement gaps or graduation gaps, respectively. Whitnall High had three subgroups in four-year closing graduation gaps and two subgroups in six-year closing graduation gaps, all of whom exceeded a 90% average graduate rate over time. Thus, each subgroup was awarded a difference in rate of change of 0.160, which converts to a perfect 50/50 on closing graduation gaps (25 each for 4-year and 6-year rates)."*

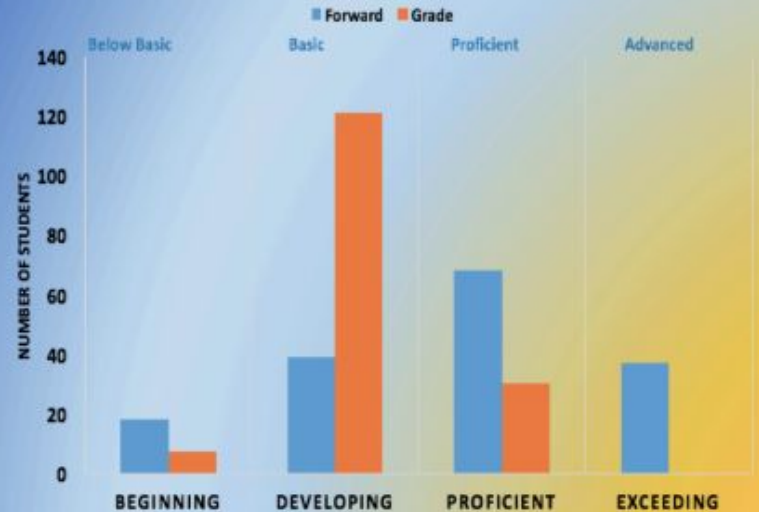


# Beyond “testing” data...comparing class grades to performing on Standards

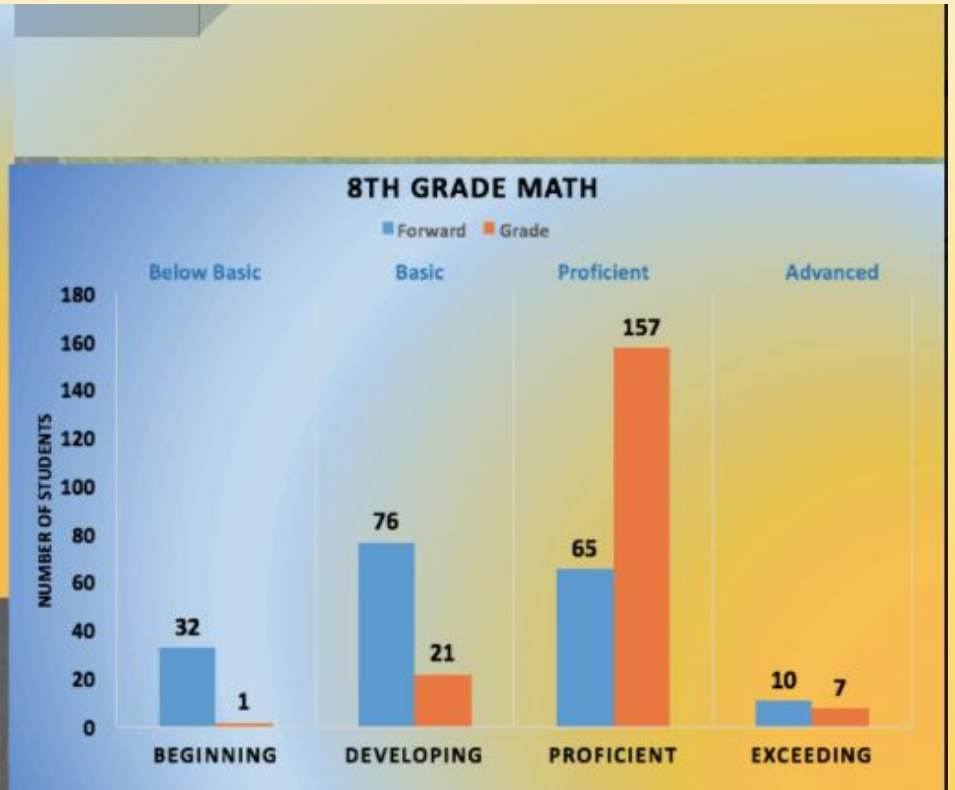
### 3RD GRADE READING




### 3RD GRADE MATH



# Beyond “testing” data...comparing class grades to performing on Standards



# Where do we go next?



# Adjustments for 2019-20 school year (so far)...

- **Administration and Teacher Leaders re-evaluating and bringing forward recommendations for updates**
- **WHS course programming to include more rigorous options for a variety of student needs**
  - Science proposals approved by School Board in November 2018
  - Math, Computer Science, and Social Studies proposals scheduled for consideration at December 10th Board meeting
- **Continued focus, support and accountability in best practices:**
  - INSTRUCTION
  - ASSESSING
  - GRADING/REPORTING
  - RELATIONSHIPS



**Two-Way Communication...please share your thoughts and ideas!**

